

AFFIRMED:

The Director of the Gambling Control Authority under the Ministry of Finance of the Republic of Lithuania

4 August 2016 Prescript No.: DI-451

“TOP SPORT” UAB REMOTE GAMBLING REGULATION

I. GENERAL PROVISIONS

1. Private limited liability company “Top Sport” (*hereinafter* called the Company) organizes the remote gambling (provides the services of remote gambling) in accordance with the Gaming Law of the Republic of Lithuania (*hereinafter* called the Gaming Law) and this Regulation (*hereinafter* called the Regulation). The Gambling Control Authority under the Ministry of Finance of the Republic of Lithuania (*hereinafter* called the Gambling Control Authority) issued a permit to the Company conferring the right to organize remote gambling (to provide remote gambling services). A place in which the remote gambling is organized is a place in which the remote gambling services are provided.
2. The notions used in this Regulation correspond to the notions used in the Gaming Law. Notions, which are not included in the Gaming Law, are provided below:
 - 2.1. **The Company’s webpage** - a webpage of the Company suitable for browsing with different types of devices; hosted in the topsport.lt, topsport.ru and topsport.com domains; accessible with the help of browsing and other software.
 - 2.2. **The Company’s Payment Account** – an account designed for accounting the moneys of the Gamblers; indicated in the request to issue a permit in order organize remote gambling for the Gambling Control Authority.
 - 2.3. **The Gambler’s Gambling Account** – a unique account of the Gambler, which is registered in the database of the Company. The Account accounts the sums, which the Gambler had paid beforehand for the Remote Gambling, and the sums, which the Gambler won from the Remote Gambling.
 - 2.4. **The Gambler’s Payment Account** – a personal payment account belonging to the Gambler; opened in a commercial bank or in another financial institution; indicated in the Remote Gambling Agreement.
 - 2.5. **The Gambler’s Profile** - an area on the Company’s webpage where the Gambler can see information provided upon concluding the Remote Gambling Agreement, the Gambling Account’s information, its balance, the history of payments and withdrawals, the Remote Gambling Agreement (together with all of its amendments and supplements), as well as any other information related to the Gambler’s participation in the Remote Gambling.
 - 2.6. **Remote Gambling (Remote Gambles)** – a winning from any Remote Gambling Services offered by the Company, which encompass the Remote Gambling Bets and Bets with the Remote Gambling Machinery.
 - 2.7. **Official Information Sources** – mass and specialised media, such as television and Internet broadcasts, Internet sites, newspapers, magazines etc.
 - 2.8. **Wagers** – the actions of the Gambler by which he/she chooses a precise Remote Gamble, the Wagered Sum and through his/hers wilful actions expresses the will to participate in the Remote Gambling.
 - 2.9. **Wagered Sum (Sum of Wager)** – a sum of money, which the Gambler pays from his/hers Gambling Account in order to participate in the Remote Gambles.

II. THE MAIN RULES FOR ORGANIZING REMOTE GAMBLES

3. Following the valid Regulation and the Remote Gambling Agreement concluded with the Gambler, the Company organizes the Remote Gambling.
4. In the Company's organized Remote Gambles the Wagered Sums are accepted and the winnings are paid-out via the Remote Gambling software.
5. Every Gambler can familiarize himself/herself with the Regulation on the Company's website, at the head office of the Company or at the place in which the Company organizes the Remote Gambling.
6. It is presumed that every Gambler participating in the Remote Gambles has familiarized himself/herself with the Regulation; the Gambler clearly understands and accepts the provisions of the Regulation. In the event of disagreements between the Company and the Gambler, the Gambler cannot state that he/she did not familiarize with the Regulation or misunderstood it.
7. It is forbidden for the Gambler participating in the Remote Gambles to use any technologic or other means, which are intended to increase his/hers chances of winning, including, but not limited to: software and/or hardware, harness, equipment, machines, electronic or other specialised calculators. Furthermore, the Gambler does not have the right to use software or hardware, which is intended to cover, change or in any other way scramble the Gambler's identity, IP address or other related to him/her information.
- 7¹. In the Remote Gambles the Company at its own discretion has the right to limit participation of persons, who, including, but not limited to, continuously breach the provisions of the Regulation, cheat during gambling or act in any other way, which is not compatible with the Company's Remote Gambling organizing procedure. The Company unilaterally and without additional warning has the right to limit the maximum Wagered Sum or to refuse to accept a separate Wager from these Gamblers.

III. THE GAMBLER'S GAMBLING ACCOUNT, IT'S REPLENISHMENT AND PAY-OUT OF THE MONEY

8. The Gambler's Gambling Account is opened (registered) after the conclusion of the Remote Gambling Agreement and after the creation (registration) of the Gambler's Profile. The Profile is created (registered) on the basis of the Agreement. If the Gambler wants to conclude a Remote Gambling Agreement, he/she on the Company's website must input his/hers personal data and choose the desired payment method. After the conclusion of the Remote Gambling Agreement, the Gambler's Profile is created (registered) and the Gambler's Gambling Account is opened (registered). Finally, the Company provides (affirms) to the Gambler a unique login data. The Gambler, with whom the Remote Gambling Agreement has been concluded, has to make sure that third persons would not use the unique login data provided. The Gambler's Gambling Account is closed after the Remote Gambling Agreement expires in the order prescribed by Point 18 of the Regulation, as well as in the cases indicated by Point 17 of the Regulation, or if the Remote Gambling Agreement is cancelled on the procedure prescribed in it. The Gambler's Gambling Account is not and cannot be deemed the Gambler's Payment Account. Any operations not related to the Gambler's participation in the Remote Gambles are forbidden.
9. The Company grants to the Gambler a right to replenish the Gambler's Gambling Account in accordance with the methods and conditions indicated on the Company's website. When the money paid is accounted into the Company's Payment Account using separate methods of replenishing the Gambler's Gambling Account, the Company has the right to compensate its *de facto* expenditures related to by the commercial banks or other financial institutions applied taxes for these methods. The compensation is carried-out by deducting the compensated sum

from the sum, which has been forwarded by the Gambler in to the Gambler's Gambling Account. The value of compensation applied to each method of replenishing the Gambler's Gambling Account is indicated on the Company's website, in the Gambler's Profile and in the Remote Gambling Agreement.

10. The Gambler's Gambling Account is deemed to be replenished and its balance changed (the sum of money, which the Gambler forwarded for replenishment, is accepted) after the money of the Gambler, which is meant for replenishment of the Gambler's Gambling Account, have been accounted into the Company's Payment Account.
11. The Gambler at any time has the right to forward the money from the Gambler's Gambling Account in to the Gambler's Payment Account (non-cash transfer), by using the methods envisaged in the Company's website. The Gambler, who wants to forward the non-cash money, must choose in Gambler's Profile the method for forwarding (the Gambler's Payment Account into which the forwarding must be made) and to accept it. Furthermore, the Gambler has the right to withdraw the money in cash in any place in which the Company organizes betting or in the slot-machine salon.
12. When the Gambler withdraws the non-cash money from the Gambler's Gambling Account by using the methods envisaged on the Company's website, the Company has the right to compensate its *de facto* expenditures, related to by the commercial banks or other financial institutions applied taxes for this kind of separate methods of money withdrawal. The compensation is carried-out by deducting the sum to be compensated from the sum, which the Gambler withdraws. The value of compensation applied to each method of money withdrawal indicated on the Company's website, in the Gambler's Profile and in the Remote Gambling Agreement. The payout of the non-cash money is carried-out within 5 (five) business days from the day on which the Gambler confirms the money withdrawal on the Gambler's Profile.
13. When the Company pays-out the non-cash money from the Gambler's Gambling Account by using the methods and procedures envisaged on the Company's website, this payout is deemed to be made when an appropriate sum of money is accounted from the Company's Payment Account.
14. The gambling middleman/cashier or any other person, who has the right to pay-out the cash in the place in which the Company organizes the gambling, must demand from any Gambler, who wants to withdraw the money from the Gambler's Gambling Account, a document, which verifies the Gambler's identity. If the Gambler refuses to provide such a document, then the person responsible for the payout does not have the right to payout the money.
15. The Company is not responsible for any losses, which the Gambler has incurred while replenishing his/hers Account or while paying-out the money, if the Company is not at fault for the losses. These losses include, but does not limit to: malfunctions of the services provided by third persons, the malfunctions of connection at the moment when the Gambler replenishes the Gambler's Gambling Account or during the payout of the money, or the malfunctions of the services of the institutions, which process or are in relation to the Gambler's Gambling Account.
16. The Company has the right to temporarily and unilaterally block the Gambler's Gambling Account and not let the Gambler use it when:
 - 16.1. the Company has valid suspicions that the Gambler provided incorrect (misleading) data during the conclusion of the Remote Gambling Agreement and such data was not corrected;
 - 16.2. the Company has valid suspicions that the Gambler cheated (including, but not limited to Point 7 of the Regulation) during the games and/or won the Remote Gambles by cheating;
 - 16.3. the Company has valid suspicions that the Gambler is participating in the Remote Gambles from a jurisdiction in which such activity is prohibited and/or limited, and/or in any other way controlled;
 - 16.4. due to the actions of the Gambler, there is a real threat to the activity (actions) of the

Company (The Company's website) and/or the Company may incur unreasonable losses, and/or in other cases indicated by the statutes of law.

17. When there are circumstances indicated in Point 16 of the Regulation, when the Company blocks the Gambler's Gambling Account, it has to promptly, but not later than within 3 (three) business days, submit to the Gambler the motives explaining such blocking and, if there is a possibility, to submit the documents or copies of other data, which validate such actions (the notice must be sent to the E-mail address indicated in the Remote Gambling Agreement). No later than within 5 (five) business days from the day when the Gambler receives the aforementioned information, he/she must submit to the Company information (it is provided based on Point 28 of the Regulation), stating that the circumstances due to which the Gambler's Gambling Account was blocked have disappeared or he/she must indicate the grounds on which the Company should cancel the block. Upon receiving the aforementioned information, the Company must promptly, but no later than within 10 (ten) business days, review it and submit to the Gambler an appropriate response (the response is sent to the E-mail address indicated in the Remote Gambling Agreement) regarding the cancellation of the blocking or the cancellation of the Remote Gambling Agreement and the closing of the Gambler's Gambling Account. In the event that the Gambler within the term indicated in this Point (which the Company has the right to unilaterally extend two times for 20 (twenty) business days) does not submit any information to the Company or the submitted information was not sufficient enough and the circumstances envisaged in Point 16 of the Regulation have not disappeared, the Company has the right to unilaterally cancel the Remote Gambling Agreement and close the Gambler's Gambling Account.
18. If the Gambler does not renew the validity of the Remote Gambling Agreement until the end of it, the Agreement is deemed invalid and the Company promptly without a separate notice cancels the possibility of the Gambler to participate in the Remote Gambles and closes the Gambler's Gambling Account.
19. On the basis of Points 17 and 18 of the Regulation and on the procedure envisaged in the Remote Gambling Agreement, if the Company cancels the Remote Gambling Agreement and closes the Gambler's Gambling Account, it must promptly, but no later than within 5 (five) business days, return to the Gambler the money that was in the Gambler's Gambling Account. In such a case, the money is forwarded to the Gambler's Payment Account indicated in the Remote Gambling Agreement (in the event when the Gambler indicates a couple of these Accounts, the money is forwarded into that account, which was lastly used to replenish the Gambler's Gambling Account). In the event when the Company does not have the means to forward the money into the Gambler's Payment Account, the Gambler is promptly, but no later than within 5 (five) business days, informed about this by E-Mail indicated in the Remote Gambling Agreement and/or other E-Mail address known to the Company, and/or other address. Along with this notice, information is provided about what kind of data the Company is missing in order to execute the money forward. If the Gambler within 10 (ten) business days from the moment that such information is sent by the Company to the Gambler does not submit the information necessary for the money forward (including, but not limited to information about the Gambler's Payment Account), the money can be returned to the Gambler only in cash in any place where the Company organizes the gambling by promptly indicating the Company about this option, but no later than within 5 (five) business days.
20. The claims of the Gambler regarding the temporary blocking of the Gambler's Gambling Account and closing of it, as well as the cancelation of the Remote Gambling Agreement, which are envisaged in this chapter of the Regulation (so long as this chapter of the Regulation does not indicated otherwise), are accepted and reviewed based on the procedure envisaged in Point 28 of the Regulation.

IV. THE REMOTE GAMBLING BETTING

21. The Company provides the facilities to participate in the Remote Gambling Betting via the Company's website software designed for Remote Gambling.
22. The Gambler, who wants to place a bet during the Remote Gambling, must choose on the Company's website an event (events) on which he/she intends to bet, a Wagered Sum and to confirm the bet. In the Remote Gambles organized by the Company, the bets are accepted by accounting the Wagered Sum from the Gambler's Gambling Account. In the event when the chosen Wagered Sum is not sufficient in order to place a bet, then this bet is not accepted.
23. The Rules for the Company's Organizing Remote Gambles are submitted in the Annex 1 of the Regulation.
24. The winnings of the Remote Gambles (notwithstanding their value) are accounted into the Gamblers' Gambling Account immediately after the announcement of the gambling results in the Official Sources of Information and on the Company's database, which can be accessed through the Gambler's Profile and on the Company's website.

V. OTHER PROVISIONS

25. The Company keeps the information regarding the bets placed in the Remote Gambles and other actions of the Gambler in accordance with the procedure laid down in the statutes of law.
26. The Company has the right to refuse to conclude the Remote Gambling Agreement with any Gambler due to reasons, which the Company thinks are important.
27. The Company is not liable to the Gambler for the malfunctions, which are out of the Company's actions (are not related to the Company) and for the malfunctions, which are related to the communications or any other technological means of the third parties (such as internet service providers) and which are necessary for the participation in the Remote Gambles, for any other malfunctions, interferences and for any other inappropriate actions. In the event of such an inappropriate action, as well as for any other circumstances when the Gambler can't properly place a bet and/or the Company does not accept the bet, it is deemed that the Gambler did not participate in the Gamble and any Wagered Sum, which was accounted from the Gambler's Gambling Account in order to participate in the Gamble, is accounted back into the Gambler's Gambling Account.
28. The Gamblers can promptly submit any of their claims by sending them to: (i) by mail to the head office of the Company; or (ii) by E-Mail at: pretenzijos@topsport.lt. The employees of the company must inform the administration of the Company about any claims received and, in accordance to the provisions of the Regulation, must promptly grant the valid claims. If there is no possibility to promptly grant (resolve) the claim, then it within 10 (ten) business days from the day of its receipt must be reviewed and the petitioner must be informed about it. The petitioner is informed by sending the answer letter at the address indicated in the claim or sending the answer letter to the E-Mail address from which the claim was sent. The day on which the claim is submitted to the Company is deemed to be the day when the claim is received/delivered to the head office of the Company or delivered to the E-Mail address of the Company; the delivery day of the answer to the petitioner is deemed to be the day when the answer was sent to the petitioner by mail or by E-Mail.
29. Those Gamblers, whose claims the Company did not grant, can first off all defend their rights by applying to the Gambling Control Authority. The Gamblers can also defend their rights in court.
30. If the Gambler demands, the Company issues a fixed form certificate about the income received from Remote Gambling. The State Tax Inspectorate fixes the form. The aforementioned certificate is submitted at the E-Mail address indicated in the Gambler's Profile (digital copy of the certificate) or it is sent by registered mail at the address indicated

by the Gambler (paper copy of the certificate).

31. The Company has the right to change this Regulation following the procedure envisaged in the statutes of law of the Republic of Lithuania and the Gambling Control Authority must affirm these changes.
32. This Regulation is mandatory for the Company and for all Gamblers participating in the Company's organized Remote Gambles.

VI. DISCOUNT SYSTEM

33. The Company has the right to apply discounts to the Gamblers. The discounts can be applied only to cover the part of the pay-ins, which are needed to place bets in the Remote Gambles. This is done in accordance to the rules indicated below:
 - 33.1. The Director of the Company adopts the decision to apply the discount (-s) in the form of the prescript (*hereinafter called* the Prescript). The conditions of applying the discounts and other important information (if such exists) regarding the applied discounts has to be provided in the Prescript.
 - 33.2. The Prescript is announced on the Company's website and/or at the places where the Company organizes the gambles.
 - 33.3. The types of the applied discounts, conditions for application, term for accumulation and application and precise values of the discounts have to be indicated in the Prescript.
 - 33.4. The discount is given when the conditions indicated in the Prescript are fulfilled. The conditions of the discount, if this is envisaged in the Prescript, can be fulfilled fully and partially, and the discount is given when appropriate conditions and the part of them is fulfilled.
 - 33.5. The discount for the Gamblers, who, in accordance to the discount application conditions, are indicated in the Prescript, is provided for the duration of the validity term of the discount indicated in the Prescript by covering a particular part of one or couple of bets. The discount indicated in the Prescript is given to the Gambler's Gambling Account once.
 - 33.6. The given discount is registered at the Company's database and indicated in the Gambler's Gambling Account.
 - 33.7. The Company reserves the right to at its own discretion at any time change the conditions of the offer by beforehand announcing this on the Company's website and/or at the places where the Company organizes gambles.

VII. GAMBLES WITH THE REMOTE GAMBLING MACHINERY

34. The gambles with the remote gambling machinery, which are organized by the Company, encompass Remote Gambles with category A slot machines and remote table gambles.
35. The rules and other related information about gambles with the remote gambling machinery – Remote Gambles with category A slot machines and remote table gambles – are provided in the Annex No. 2 of the Regulation. The rules for gambles with the remote gambling machinery are also provided on the Company's website.
36. The purpose of the gambles with the remote gambling machinery is to acquire the winning symbol combinations. For the winning combinations, a winning or an additional gamble is provided. An additional gamble is a gamble during which the Gambler can win without placing a bet, but using the primary bet placed.
37. In order to place a bet in a gamble by using the remote gambling machinery, the Gambler must choose on the Company's website the remote gambling machine on which he/she intends to gamble, the desired sum of the bet and to affirm the bet. The bets in gambles with the remote gambling machinery are accepted when the chosen Betting Sum is forwarded from the Gambler's Gambling Account. In the event when the chosen Betting Sum from the Gambler's Gambling Account is not enough in order to place a bet, then this kind of bet is not

- accepted.
38. The winnings are paid-out promptly after the gamble with the remote gambling machinery ends, by forwarding them into the Gambler's Gambling Account. Only those winnings, which are in accordance with the Rules of Gambling with Remote Gambling Machinery, are paid-out.

“TOP SPORT” UAB ANNEX NO. 1 TO THE REMOTE GAMBLING REGULATION

THE REMOTE GAMBLES ORGANIZING RULES

I. GENERAL PROVISIONS

1. The notions used in these Rules (*hereinafter* called the Rules) correspond to the notions used in the Gaming Law and in the Regulation. Below are the notions, which can't be found in the Gaming Law and in the Regulation:
 - 1.1. **The postponed Betting Event** - an event of the Betting, which has happened/ended no later than within 24 (twenty-four) hours from the start of the event, which has been announced in the Company's Betting Proposal.
 - 1.2. **The cancelled Betting Event** – it is an event of the Betting announced in the Betting Proposal, which has not factually happened and which has not been postponed. The event has not happened due to the fact that even one of the Betting Event participants indicated in the Betting Proposal factually did not participate in the event, and this until the start of the Betting Event has been announced in the Official Information Sources.
 - 1.3. **Company's database** – a central base, which is administered by the Company. In it, information regarding the actions related to the gambles organized by the Company (Betting Events, Bets, Wagered Sums, the winning to be paid-out and paid-out winning etc.).
 - 1.4. **The happened Betting Event** – an event, which has been announced in the Betting Proposal and which has happened at the time indicated in the Betting Proposal, and in with the indicated in the Betting Proposal participant (-s) of the Betting Event factually participated.
 - 1.5. **The winner** – a Gambler, has who guessed the outcome of the Betting Events indicated in the Betting Card in accordance with the procedure envisaged in the Rules.
 - 1.6. **The outcome of the Betting Event** – the result of the happened or postponed Betting Event or – in cases indicated in the Rules and in the Betting Proposal – the result of the part of the Betting Event, or the fact of occurrence/non-occurrence of the Betting Event, or other circumstances related to it.
 - 1.7. **The participant of the Betting Event** – a person who directly participates in the Betting Event.
 - 1.8. **The Betting Event** – a sports competition or other event or action, which will happen objectively in the future, and which's outcome is guessed by the Gambler.
 - 1.9. **The “Live” Betting Event** – sports competition or other event, or action happening in real time and which's outcome is guessed by the Gambler.
 - 1.10. **The Betting Ratio** – a number from which the Betting Sum is multiplied and shall be paid-out to the winning Gambler in cases envisaged in the Rules. If the Betting Ratio is expressed in percent, this means that the sum of money will be paid to the winning Gambler, which comprises from the Wagered Sum and the indicated part of the wager in percent.
 - 1.11. **The Betting Card** – a digital document, which confirms the Gambler's participation in the Betting.
 - 1.12. **The Betting Proposal** – a totality of the outcomes of the Betting Events, which the Company offers to guess, the Betting Ratio and related other information.
 - 1.13. **The Cancelled Betting Event** – it is a Betting Event, which has started, but due to particular circumstances, it has been stopped for an inconclusive period of time (weather conditions, the riot caused by fans etc.). In such a case, the winnings are paid-out for the full outcomes, which had happened prior to the cancellation (e.g., the first half, the first goal etc.). The pay-outs of the winnings due to not occurred/unfinished events outcomes are postponed until the outcome will be concluded, but no later than for 24 (twenty four) hours from the moment when the event has been cancelled. When 24 (twenty four) hours expires from the moment of the cancellation of the event, the not occurred/unfinished events are equated to 1, except for the cases indicated in

Chapter IX (Special Conditions) of the Rules.

- 1.14. **“Live” Betting** – a betting after the start of the Betting Event (during the Betting Event when it has not finished).
2. The Company organizes the Remote Gambles in accordance with the valid Regulation.
3. Every Gambler can familiarize with the Rules and with the proposal regarding Remote Gambling on the Company’s website.
4. It is presumed that each of the Gambler participating in the Remote Gambles has familiarized with the Rules; the Gambler clearly understands and accepts the provisions of the Rules and of the Remote Gambling offers. In the event of disagreements between the Company and the Gambler, the Gambler cannot state that he/she was not familiar with the Rules or misunderstood them.

II. THE MAIN RULES ON ORGANIZING THE BETTING ON THE REMOTE GAMBLING

5. The Company has the right to indicate at its own discretion the Betting Events; the outcome of which can be betted on only by making combined bets. In such a case, the Company indicates in the Betting Proposal which outcome of the event can be betted on only by making a combined bet and the mandatory number of events to guess.
6. When the outcome for betting on a sports match is guessed (which team shall win, the precise result of the match, how much points shall both of the teams score/goals per match, the difference of the winning score), the result, which has been reached by the participants of the Betting Event during the main match time notwithstanding the after-time, is included, unless indicated otherwise in the Betting Proposal. The Company has the right to offer to guess the outcome of the Betting Events without after-time and with after-time. However, in such cases, the offered to guess in the Betting Proposal Betting Event is given as two different Betting Events, which have different numbers and parameters (e.g. ratio, advantage, more/less etc.).
7. When participating in the betting on the outcomes of the sports matches, which are determined after the end of the matches and all of the extensions (if there were) – e.g., the scoring percentage of the teams and players, which player has scored the most points/goals, how many goals/points the player scored, how many resultative passes has the player or the team made, how many rebounds were made, how many strikes at the gates were made etc. -, the betting outcome of the sports match is guessed, which has been reached during the match with the after-time, notwithstanding the result which has been reached by penalties, Bullits or other methods by which a winner is determined after the match times ends.
8. The Company has the right at any time to change the Betting Proposal. However, the accepted bets prior to the change in the Betting Proposal are valid. The Gambler has the right to place bets only in accordance with the latest Betting Proposal.
9. The information indicated in the Company’s website regarding the Betting Proposal cannot be deemed as final and undisputed. The Betting Proposal on the basis of which the bets are accepted and which is in the Company’s database and can be accessed through the Gambler’s Profile, is deemed final and undisputed.
10. Except for the case indicated in Point 11 of the Rules, the bets can be accepted only prior to the preliminary start of the Betting Event indicated by the organizer or other time indicated in the Betting Proposal.
11. In the event of “Live” betting, the bets can be accepted after the start of the Betting Event – until the end of the betting acceptance indicated in the Betting Proposal, but no later until the end of the Betting Event.
12. The Gambler can participate in the betting by purchasing an unlimited number of Betting Cards.
13. In the Betting Card, any Betting Event is indicated once.
14. The Company has the right to publicly announce in the Official Information Sources about the winnings and/or other achievements of the winners and other Gamblers who participate

(participated) in betting, in accordance¹ with Law on Legal Protection of Personal Data of the Republic of Lithuania.

III. BETTING PROPOSAL

15. The Betting Proposal consists of:
 - 15.1. The type of the Betting Event (e.g., “Basketball”, “Football” etc.);
 - 15.2. The level of the Betting Event (e.g., “Europe Basketball Championship”, “UEFA Champion’s League” etc.);
 - 15.3. A unique number of the Betting Event in the Betting Proposal for which the bets are made (e.g., “17”);
 - 15.4. The participants of the Betting Event (e.g., “Kauno Žalgiris” vs. “Vilniaus Lietuvos rytas”, “Milano Inter” vs. “Barcelona’s Barcelona” etc.);
 - 15.5. The index of the Betting Event (described with a number or text) by which the result of the participant of the Betting Event indicated in the Betting Proposal and chosen by the Gambler is indicated (e.g., Betting Event index “1” means that there is a proposal to make a bet on the victory of the first participant of the Betting Event in which there are two participants; Betting Event index “3” means that there is a proposal to make a bet on the fact that the participant of the Betting Event of the group competition shall come in the first trio etc.);
 - 15.6. The Betting Ratio expressed as a number (e.g., “1.75”);
 - 15.7. Time (format of time: z day y month 20xx year, xx hrs. yy min.). Until the end of it, the bets are accepted in the places of gamble (e.g., 17 July, 2015, 5:17 PM”).

IV. THE PAY-IN OF THE BETTING SUMS AND THE PAY-OUTS OF THE WINNINGS

16. The Company fixes and announced on its website the minimum Wagered Sum for one Betting Card. In any event, the Wagered Sum cannot be lower than 0.10 EUR (ten-euro cents).
17. In any event the maximum Wagered Sum for one Betting Card is ~~14 999~~ 14 999 EUR (fourteen thousand nine hundred and ninety-nine Euros). The maximum possible to win sum in the Betting on the Remote Gambles is 100 000 EUR (one hundred thousand Euros).
18. The Gambler’s winning sum consists out of the Gambler’s Wagered Sum, which is multiplied from the Betting Ratio indicated in the Betting Card. The calculated value is rounded up to two digits after the point. In this case, if the third digit after the point is 5 (five) or higher, then the rounding is made by increasing the second digit after the point. If the third digit is lower, then the second digit is not changed.
19. When couple of participants of the Betting Event are held winners, the Gambler’s winning sum is calculated by dividing the Betting Ratio indicated in the Betting Card by the number of the Betting Event winners. However, in this case, the re-calculated Betting Ratio cannot be lower than “1”.
20. The Gambler has the right to receive a winning, if when placing a bet he/she had successfully guessed the outcome (outcomes) of the bet. In the event of “Stop” Betting indicated in the Appendage No. 1 of the Rules, the Gambler has the right to receive the payments calculated in accordance with the fixed procedures of the Rules even when his/hers guess at the time when he/she placed a bet had been incorrect.
21. If there is a reasoned suspicion that the result of the Betting Event had been achieved due to the unfair agreement of the participants of the Betting Event (-s) (e.g., there are suspicions that unfair activities lead to the outcome of the Betting Event (e.g., there are suspicions that the course/result of the Betting Event has been affected by prohibited agreements, there are suspicions that betting regarding the result of the Betting Event (-s) are placed by persons who participate in the Betting Event as participants, players, coaches, judges, or related persons are placing same bets or their combinations etc.)), the pay-outs of the winnings based on the written decision (Prescript) of the manager of the Company are stopped until the federation of the

indicated sports branch, pre-trial investigation institution, Gaming Regulation Authority, international gambling associations or other competent institution shall publish a conclusion, which confirms or denies the suspicions. All of the Gamblers, who have placed the bets on these Betting Events, are informed about the Prescript of the manager of the Company to stop the payouts of the winnings. The Company no later than within 120 (one hundred twenty) days from the stopping of the winning payouts (however, in any case no later than within 10 (ten) business days from the decision, which was adopted by the competent institution) adopts a decision regarding the payouts of winning or the annulment of betting. If the suspicions are confirmed and the respective competent institution adopts a final decision regarding the unfair matches, then all of the Betting Events related to the unfairly held matches are annulled. If the competent institution within the indicated term does not adopt the final decision regarding the unfair matches, the Company after the indicated term ends pays the winnings out to the Gamblers.

22. If the Betting Event is cancelled, then the winning pay-out for the not occurred/unfinished events results is postponed until the Betting Event shall be finished or the winner of the Betting Event shall be announced in the Official Information Sources, but no later than within 24 (twenty four) hours from the moment that the Betting Event had been cancelled. If the Betting Event was not finished or the winner of the Betting Event was not announced within 24 (twenty four) hours, then the winnings are paid-out for the Betting, which had not been annulled as it is envisaged in Point 40 of the Rules.

V. TYPES OF BETTING

23. By organizing the Betting on the Remote Gambling the Company accepts (i) simple, (ii) systemic, (iii) combined, (iv) "Stop", (v) "Chain" and (vi) conditional types of bets. Examples of each of the bet types are laid-down in the Appendage No. 1 THE DESCRIPTION OF THE TYPES OF BETTING of the Rules.

VI. BETTING CARDS

24. When the Gambler places a bet and the Company accepts it, the Betting Card is given to the Gambler. Printed Betting Cards are not given out. The Betting Cards are given to the Gambler (and can be accessed to the Gambler in the Gambler's Profile for 30 calendar days from the last result of the Betting Event, which is indicated in the Betting Card) promptly after the bet on the event is accepted.

VII. THE ACCEPTANCE OF BETS

25. The Gambler who wants to participate in the betting must place a bet: choose and with the help of the Remote Gambling software on the Company's website indicate (transfer information about himself/herself) the type of bet, the numbers of the Betting Events guessed, the chosen variables of the results of the Betting Events and other information related to the betting (if it is applied).
26. Before placing a bet, the Gambler must check information regarding the Wagered Sum to be placed, the chosen Betting Event, the Betting Event Ratio and any other information related to the betting and/or placing of the bet. After the acceptance of the bet, the Gambler cannot cancel the bet placed.

VIII. THE ANNULLMENT OF THE BETTING

27. The Betting can be annulled in cases indicated in chapters VIII ("The annulment of the betting"), IX ("Special provisions") and X ("Special cases") of the Rules.
28. When the Bettings have been annulled, the applied Betting ratio is equated to "1" and, according to this, re-calculation of a possible winning indicated in the Betting Card is carried-out. In the case or simple betting, when the Bettings have been annulled, the Wagered Sum is promptly accounted into the Gambler's Gambling Account; in cases of other types of betting, a re-

- calculation is made in accordance with the procedure enshrined in this Point of the Rules.
29. The Bettings are annulled, if the Betting Event has not occurred.
 30. The Bettings on the performance of an individual team member (individual results) are annulled, if a team member (footballer, basketballer etc.) did not come in to the field and/or did not at all played in the match even though that he/she was registered for the indicated match.
 31. The Bettings are annulled, if the Gambler had placed a bet and the Company accepted it after the start of the Betting Event or if the Gambler had placed a bet prior to the start of the Betting Event, but the bet had been accepted after the start of the Betting Event. In the event of "Live" Betting, the Bettings are annulled when the bet is accepted for a Betting Event, which has already happened.
 32. The Bettings are annulled in all cases when the bet has been placed after the end of the Betting Event.
 33. The Bettings are annulled, if the Betting Event is cancelled, as well as if the Betting Event did not happen in the indicated time and after 24 (twenty four) hours from the time of the Betting Event, which had been announced by the organizer of the Betting Event.
 34. The Bettings are annulled, if the Betting Proposal and the Betting Card wrongly indicates the participants of the Betting Events. If the Gambler has placed a combined bet in which the Betting Events which determine one another are combined (e.g., "both of the teams shall score goals" and "there will be more than 1.5 goals per match" etc.) and the Company accidentally accepted this bet, these Bettings are annulled.
 35. If the Company had substantially erred by concluding the Betting with the Gambler (the Betting Ratio is clearly erroneous; there is a comma missing; a plus sign is switched with a minus sign in the advantage section; an additional supply of Betting Event does not correspond to the main supply of the outcomes of the Betting Event (winner, advantage, scoring etc.); the outcome ratio is substantially different from the same outcome ratios in other companies betting proposals etc.) and this error the Company had assessed prior or after the start of the Betting Event ("Live" Bettings are included), then the Bettings are annulled. The annulment and its reasons are announced on the Company's website. After the Betting Event ends, the annulment of the Betting due to the reason indicated in this Point is not possible.
 36. The Bettings are annulled, if prior to the start of the match or during the match the organizers of the Betting Event amends the Betting Event Regulation (e.g., the time for the match has been shortened and the new appointed time is less than the time indicated in Chapter IX ("Special conditions") of the Rules (or other measurement unit of the duration of the match). If a minimum duration for a match is not indicated in the mentioned place (or other minimum unit) and if this duration is not reached in a match the Bettings are annulled, then the Bettings are annulled if the newly appointed time for the match is less than 90 (ninety) percent of the ordinary match time.
 37. Following Chapter IX ("Special conditions") of the Rules, the Bettings are annulled if the Betting Event is unfinished (cancelled). If Chapter IX ("Special conditions") of the Rules does not indicate otherwise, the outcomes of the Betting Event which have occurred prior to the cancellation moment of the Betting Event and for which the time has ended (e.g., "Shall have the first rebound", "Shall win the first half" etc.) are accepted and the Bettings are not annulled.
 38. If there is a grammatical, style or other related error in the Betting Proposal (erroneously stated name, surname of the participant of the Betting Event etc.), which does not change the purpose of the Betting Event, the Bettings are not annulled.
 39. When the Company annuls the Bettings, the Gambler, who does not agree with the Company's reasons for annulment, has the right to submit a claim to the Company following the procedure fixed in Point 28 of the Regulation.

IX. SPECIAL CONDITIONS

40. In the sports unindicated in the special conditions of the Rules in which the duration of the Betting Event match is regulated in the official sports rules, if the Betting Event is cancelled

when the match has been played for less¹ than 90 (ninety) percent of the primary time indicated in the mentioned rules, the Bettings are annulled due to the Betting Events, which could change if the event would not have been cancelled (e.g., “Which team shall control the ball longer”, “Which’s teams player shall have more yellow cards”, “Will there be goals during the match”, “A player shall score/wont score” etc.). In such a case, only the Betting on the winner of the Betting Event is not annulled, if he/she no later than within 24 (twenty-four) hours from the Betting Event cancellation has been announced by the decision of the organizer of the Betting Event.

41. When the judge in football adds additional time (due to substitutions, traumas etc.) to any duration of the half (two halves are played for 45 min.), all of the goals scored, cards shown, substitutions and other events are deemed to have happened within the main duration of the half and/or match. If during the match the player is shown a second yellow card and then a red card, then the second yellow and red cards are calculated. If immediately a red card is shown, then only it is calculated. Penalty kicks, which are shot after the after-time in order to determine the winner of the match, are not considered penalty kicks in Bettings and are not calculated as goals, which the player has scored. An “own goal” of the player is not calculated in the Betting, i.e., the player is not deemed to have scored a goal. Cards shown not to the players, who are in the field at the moment (e.g., team managers, coaches, substitute players), are not calculated.
42. The Bettings on every outcomes of the Betting Events are annulled, if the baseball match does not occur on the day indicated in the Betting Proposal or the match is unfinished, disregarding how many halves prior to the cancellation of the match has been played. In such a case, a rule of postponed Betting Events indicated in the Rules is not applied. In the bets on baseball, the wagers are accepted for all duration of the match (including after-time). In the bets regarding Japanese baseball matches when these matches ends in a draw and after-time is not played, only the bets on “who shall win” are annulled. Other bettings (e.g., “Advantage”, “Both teams shall score points” etc.) remain valid.
43. Baseball matches played two times between the same teams in the Betting Proposal are called “R1” (a match, which occurred earlier that day) and “R2” (a match, which occurred later that day). The same start time of the match is indicated for both of the matches (a match, which occurred earlier that day “R1”).
44. When the tennis match is not finished until the end of the tournament, the bettings are not annulled due to the outcomes, which have occurred in full and exceeded the time played. The bettings on other Betting Events are annulled as it is envisaged in Point 28 of the Rules. The facing or the place of the match (open or closed court) has no impact on the tennis match. If the facing is changed or in the Betting Proposal another facing or match place is indicated, then the bettings related to this kind of Betting Events are not annulled. If in the pair tennis competition in the final set a champion “Tie-Break” is played (10 points won when one of the pairs have an advantage of two points), then the result of the final set is equated to the result of the game, i.e., calculated as one won game. If in the team tennis matched (“Davis Cup” etc.) one or couple of participants from any team change due to any reason, the bettings on the victory of any team remain valid.
45. The bettings are annulled due to the inter-result of two automobile car racers in a specific stage of the race, if both of the racers have not finished the race when driving the same number of laps. If both of the racers have not finished the race, but have driven a different number of laps, then the winner is declared a racer who has driven more number of laps.
- 45¹ In those cases when an after-time is not played in basketball matches event though the result after the main match time is equal (e.g., friendly match), the betting of 1 and 2 (the winner of the match including after-time) ratios are equalled to 1. In those events when an after-time in basketball matches is played not because of a draw, but because the regulation of the tournament demands this, then the outcomes of Betting Events are accepted having regard to the result of the main match time and the Bettings on the winner of the match and the statistical

values of the players and teams are accepted along with the after-time. If a team gets a technical fault prior to the match (e.g., a basket is damaged, fights etc.), the Betting outcomes “Who shall first score”, “Who shall first score three points” remain valid.

- 45² In the Bettings on American or Australian football, the bets on “Who shall win” are accepted for the whole duration of the game (i.e., including after-time), while all other bets (e.g. “Advantage”, “Both teams shall score points”, “A team shall score points” etc.) are accepted only for the duration of the main game.

X. SPECIAL CASES

46. When the Company is not sure about the credibility of the outcome of the Betting Event, which has been announced in the Official Information Sources, it has the right to postpone the confirmation of the result for 3 (three) business days from the moment when such a result is announced. The Gamblers are informed about the postponement of the confirmation of the result by notices in the places of betting and on the Company’s website. When the indicated in this Point term passes, the Company must pay-out the winning or annul the result of the Betting Event.
47. In the event of the annulment of the result of the Betting Event (e.g., disqualification, dope, judges error), the first result announced before the annulment is deemed to be valid.
48. The bettings are not annulled due to the shortened (as it is indicated in Chapter IX (“Special conditions”) of the Rules) or cancelled Betting Events, if this is not envisaged in Special conditions. In this case, the winners of the Betting Events are determined in accordance with the results, which have been announced by the organizers of the Betting Events.

XI. THE BUY-OUT OF THE BET

49. The buy-out of the bet – it is an action of the Gambler when he/she accepts the proposal of the Company: (a) to take back a part of the winning; or (b) take back part of the wagered sum. The buy-out of the bet is possible until the end of the Betting Event.
50. The Company has the right to propose to the Gamblers to buy-out the wager. The precise Betting Events and wagers for which the proposals to buy-out the wager are applied, are determined at the discretion of the Company in every separate case and are indicated in the website with a special visual tool indicated the possibility to buy-out the wager.
51. In every proposal to buy-out a wager submitted by the Company a precise part of the winning or a part of the wager, which the Gambler is proposed to buy-out, is indicated. The conditions of the Company’s proposal change in relation to the course of the Betting Event, information prior to the start of the Betting Event or in relation to other factors. When the Gambler accepts a specific proposal of the Company to buy-out a wager, it is executed immediately without any changes.
52. The Company has the right to submit to the Gamblers offers to buy-out wagers in part. A buy-out wager in part is such a buy-out of a wager when only a part of the Wagered Sum is used for the buy-out and the Gambler chooses that part. For the part, which the Gambler has not chosen, conditions are applied according to which the bet was made. For the sum, which is being bought-out, in part the provisions of Points 53 and 54 of the Rules are applied.
53. For the Gambler who had accepted the Company’s offer to buy-out a wager by taking back part of the winning and after the Company affirms this action of the Gambler, promptly a part of the winning is forwarded to the Gamblers’ Gambling Account, which the Gambler gave consent to withdraw by accepting with a specific proposal of the Company. In this case, the Gambler loses the possibility to win the rest of the winning from the indicated bet. In this case, a part, which is always bigger than the Wagered Sum or equal to it, is paid-out to the Gambler.
54. For the Gambler who had accepted the Company’s offer to buy-out a wager by taking back part of the wagered sum and after the Company affirms this action of the Gambler, promptly a part of the wagered sum is forwarded to the Gamblers’ Gambling Account, which the Gambler gave

consent to get back by accepting with¹ a specific proposal of the Company. In this case, the Gambler loses the possibility to win the rest of the winning from the indicated bet and loses a part of the wagered sum. In this case, a paid-out part to the Gambler is always lesser than his/hers wagered sum.

55. The proposals to buy-out the wagers are deemed a part of the Company's remote betting proposals and are not mandatory to the Gamblers.
56. The wager's buy-out proposal is deemed to have been chosen (accepted) when the Gambler next to the specific Betting presses a corresponding active link and confirms that the conditions of a specific proposal of the Company (the part of the winning which is taken back, the part of the wager which is taken back) is satisfactory.
57. The Gambler does not need to make any other additional actions apart from those envisaged in the provision of Point 56 of the Rules.
58. The Company, which had submitted an offer to the Gambler to buy-out a wager, has the right to refuse to confirm the Gambler's choice to use the proposal. The Company has the right to annul the buy-out of the wager, if (a) the buy-out of the wager is carried-out after the end of the Betting Event; (b) the Company has erred substantially while submitting a proposal for the wager's buy-out and by confirming it; (c) the Gambler seeks to unfairly use the offers of the wager's buy-outs.

“TOP SPORT” UAB APPENDAGE NO. 1 TO THE ANNEX NO. 1 OF THE REMOTE GAMBLING REGULATION

THE DESCRIPTIONS OF THE BETTING TYPES

The Company offers in the Bettings on Remote Gambling to gamble by placing the below mentioned types of Betting.

Simple bet – it is a guess on one outcome of the Betting Event in one Betting Card. These types of simple bets are possible:

- a. a wager for the outcome of the Betting Event with possible variations of the results:
 - the offer's first participant of the Betting Event wins;
 - the offer's second participant of the Betting Event wins;
 - a draw;
 - the offer's first participant of the Betting Event wins or a draw;
 - the offer's second participant of the Betting Event wins or a draw;
 - the proposal's first participant of the Betting Event wins or the offer's second participant of the Betting Event wins (i.e., the Betting Event must result in the victory of one of the participants and not result in a draw).
- b. a wager for the outcome of the Betting Event when the Company gives an advantage (“handicap”) to one of the participants of the Betting Event:

The “Asian” two outcomes advantage is when after the outcome of the Betting Event an advantage (goals, points etc.) is added to the final result of the chosen team or participant (if, there is a “-“ sign, then the advantage is subtracted). If when adding the result of the Betting Event to the advantage this result with an advantage is for the benefit of the chosen team or participant, then the wager is deemed to have been won. If after evaluating an advantage the result is for the benefit of the opposing team or participant, then the wager is deemed to have been lost. If after evaluating an advantage the result is equal, then the wager is equated to 1 (one). E.g., “Real” is playing against “Barcelona” and the Gambler chooses that “Real” shall have an advantage of +2. After the match ends in a result 70:67, the Gambler's Gambling Card has won, because after evaluating an advantage, the result is for the benefit of the team that the Gambler has chosen 72:67. After the match ends in a result 68:73, the Gambler's Gambling Card loses, because after evaluating an advantage the result is for the benefit of the opposing team 70:73. After the match ends in a result 72:74, the wager is equated to 1 (one), because after evaluating an advantage the result is a draw 74:74.

Three outcomes advantage is when after the outcome of the Betting Event an advantage (goals, points etc.) is added to the result of the chosen team or participant (if there is a “-“ sign, then the advantage is subtracted). If when adding the result of the Betting Event to the advantage this result with an advantage is for the benefit of the chosen team or participant, then the wager is deemed to have been won. If after evaluating an advantage the result is for the benefit of the opposing team or participant, then the wager is deemed to have been lost. If after evaluating an advantage the result is a draw, then the wagers for a draw with a chosen advantage wins. E.g., “Milan” is playing against “Inter” and the Gambler chooses an advantage of “Milan” of -1. After the match ends in the result 2:0, the Gambler's Gambling Card wins, because after evaluating an advantage the result is for the benefit of the team, which has been chosen by the Gambler (1:0). After the match ends in a result 1:1, the Gambler's Gambling Card loses, because after evaluating an advantage the result is for the benefit of the opposing team (0:1). After the match ends in a result 2:1, the Gambler's Gambling Card loses, because after evaluating an advantage the result is a draw (1:1).

Double “Asian” advantage is when after the outcome of the Betting Event an advantage is added (if there is a sign “-“, it is subtracted) to the result of the chose team or participant and the wagered sum is divided into 2 equal parts. E.g., is a double “Asian” advantage is offered (-1, -1.5) and 100 EUR is

wagered for this outcome, then it is calculated that 50 EUR is wagered for the -1 advantage and 50 EUR is wagered for the -1.5 advantage. Because this is a double offer, then the final winning ratio can be lesser than 1 and the winning sum lesser than the wagered sum. E.g., a Gambler wagers 100 EUR in the match between “Milan” and “Inter” for the double “Asian” advantage of the “Milan” team (-1, -1.5) with a ratio of 1.8. The match ends with a score 2:1. In such a case, the 50 EUR wager for the advantage of “Milan” is equated to 1 (because after evaluating an advantage the result is a draw 1:1), while the 50 EUR wager for the -1.5 advantage of “Milan” is lost (because after evaluating an advantage the result is 0.5:1 for the benefit of the opposing team). In this case, the Gambler is paid-out 50 EUR winning.

- c. a wager for the victory or line-up in a leader board of the chosen participants (persons or teams) of the events.
- d. a wager for a participant, who has achieved the best results in a specific amount of time, or who has achieved the best results in the long lasting events.
- e. a wager for the number of received goals/votes/points during the beforehand mentioned events.
- f. a wager for a precise result of the event (during the main time of the event).
- g. a wager for a part of the duration of the event: the Gambler guesses the result of the chosen part of the event.
- h. a wager on which two participants of the event shall go to the next stage (for example, to a quarterfinals, semi-finals, finals, second tour, second lap etc.).
- i. a wager on which of the two event participants shall receive points/votes/scores during a specific amount of events within the main time (for example, which of the two football teams shall score more goals within 10 matches etc.).
- j. a wager on final positions: the Gambler wagers on what positions the participants of the event (persons or teams) shall assume in the final leader board.

A combined bet is a guess of no less than two and no more than 30 event outcomes in one Betting Card. In this case, the Betting Ratio, from which the wagered sum shall be multiplied in the event of a win, is calculated by multiplying all of the Betting Event Ratios indicated in the Betting Card and by rounding the result to two digits after the comma. In this case, if the third digit after the comma is 5 or higher, then the rounding is done by increasing the second digit after the comma. If the third digit is lower than 5, than the second digit is left as is. In the event of a combined bet, you can't combine in one Betting Card the Betting Events, which are inter-linked or determine one another (events, which very closely depend on one another. E.g., in the match “Barcelona” – “Real” the events, which are inter-linked and determine one another, are the goal scored by “Barcelona” and the match won by “Barcelona”). In this type of wager the Gambler wins, if he/she correctly guesses the outcome of all events indicated in the Betting Card, except for the wager type “13”.

An example of combined bet: the Gambler has chosen three Betting Events: “Barcelona” – “Real”, “Arsenal – Chelsea” and “Žalgiris” – “Lietuvos Rytas”. In the wagers made by the Gambler, there is an indication that the firsts teams indicated in the offer should win. “Barcelona” Betting Ratio is 2, “Arsenal” is 3, while “Žalgiris” Betting Ratio is 1.5. In such a case, if the Gambler wagers 1 EUR, his/hers wagered sum in the event of a win is multiplied from the multiplication of the Betting Ratios. If all of the outcomes of the Betting Events are guessed correctly, the Gambler's winning would be 9 EUR ($1 \times (2 \times 3 \times 1.5) = 9$). If even one outcome from the chosen Betting Events is guessed incorrectly, then the whole combined betting of the Gambler is deemed to have been lost.

The types of combined bets:

- a. *Seven* – it is a bet when the Gambler from a special list indicated in the Betting Proposal chooses no less than seven events. The Gambler has the right to receive the winning, if he/she successfully guesses all of the chosen events outcomes. The Betting Ratio is received when all of the Betting Event Ratios indicated in the Gambling Card are multiplied.
- b. *A bet with an additional ratio* – it's a bet when the Gambler in one Betting Card guesses the outcome of no less than 4 events, which each have a Betting Ratio of no less than 1.4. In this

case, the final Betting Ratio is additionally multiplied from the additional ratio, which has been fixed by the Company for that day.

- c. *A "Super" bet.* The Company indicates an event. The Betting Ratio is fixed that day by guessing the outcome of that event. However, a higher Betting Ratio of the indicated event is applied only in a case when the Gambler makes a combined wager by guessing in one Betting Card no less number of outcome events than it is fixed by the Company for the calendar duration (day, week, month etc.). An event with an increased ratio must be included into the list of Betting Events, which outcomes the Gambler guesses.
- d. *Bet "10", "11", "12" "13".* It is a wager when a Gambler in one Betting Card guesses no less than the outcomes of 10, 11, 12 and 13 events from the special list of Betting Events. In this case, the Gambler wins if he/she has successfully guessed the outcome of all Betting Events indicated in the Betting Card, as well as if he/she did not correctly guessed one outcome of the Betting Events indicated in the Betting Card, but other outcomes he/she guessed correctly. If one outcome of the event is not correctly guessed, the Gambler's winnings is comprised from a wagered sum multiplied from Betting Ratio "1".

A systemic bet – it's a bet by grouping Betting Events into systems for the outcome of the chosen events from no more than 30 (thirty) group of events, when the Gambler indicates how much of the outcomes of the Betting Events have to be guessed in order to receive a winning. Types of systemic bet:

- a. *simple systemic bet* – a bet when there is a possibility to win without having to guess correctly all of the outcomes of the Betting Events. A number of events and the minimum outcomes to guess is chosen (e.g., by choosing that three out of five outcomes of the Betting Events would be guessed, it is enough to successfully guess the three outcomes out of five). The Remote Gambling software generates all of the possible different combinations from the chosen Betting Events and the Gambler chooses the wagered sum of one combination. The total wagered sum is achieved by summing-up the wagered sums of all of the combinations (if 3 out of 5 is chosen, then 10 possible combinations exists and by choosing the wagered sum, e.g., 1 EUR, in such a case 10 EUR is wagered; 10 combinations x 1 EUR). The lowest sum for one combination is 0.10 EUR (ten Euro cents). Every combination is evaluated separately and the winning is calculated by summing-up the winning sums of all combinations;
- b. *a systemic bet with a constant* – a bet when the Gambler indicates from the chosen Betting Events which event outcomes he/she shall certainly guess (these events are called "Constants") and from the rest of the events usual systemic bet combinations are made, and the constants are added to each of the received combination. There can't be more constants than the number of the chosen events in the Betting Card minus 2 (i.e., if we choose 5 events, then we can't choose more than 3 constants). The winning is calculated the same as in the event of usual systemic bet.
- c. *the big system* – it's more than one systemic bet in the same Card from the same events. E.g., 2 out of 4 (6 possible combinations) and 3 out of 4 (4 possible combinations) is chosen. Thus, there will be a total of 10 combinations in the Card. The winning is calculated the same as in the event of usual systemic bet.

"Stop" bet – it's a combined bet when guessing a specific outcome in a Betting Event category indicated in a Betting Proposal, the Gambler has the right within the timetable beforehand fixed by the Company to offer to the Company to record a real-time result of the Betting Event, which has not occurred, and to pay-out the winning. The offer, which has been submitted on time, is mandatory for the Company. In this case, the Company/computer software calculates the amount of payment to be paid to the Gambler. The Gambler who had not correctly guessed even one Betting Event outcome and who until then had not used the possibility to stop the combined wager, can't later use this opportunity and all of his/hers combined wager is deemed to have been lost. If the Gambler does not use the opportunity to stop the combined bet, the "Stop" bet is equated to combined bet and it is deemed to have been won, if all of the Betting outcomes included into the combined bet are guessed (the winning

according to this bet is calculated in the same order as in the combined bet).

An example of a “Stop” bet: for instance, the Gambler has chosen three Betting Events: “Barcelona” – “Real M.”, “Juventus” – “Inter” and “Žalgiris” – “Atlantas”. The Gambler has chosen three betting outcomes in these events that the teams playing at home shall win (in all of the events the home teams are indicated as the first teams) and has wagered 10 EUR for their combination. The Betting Ratio of “Barcelona” is 3, “Juventus” is 2 and “Žalgiris” is 3. The chosen Betting Events happen in this order: “Barcelona” – “Real M.” “Juventus” – “Inter” and “Žalgiris” – “Atlantas”. When “Barcelona” – “Real M.” Betting Event happens and the “Barcelona” team wins (the Betting Events of “Juventus” – “Inter” and “Žalgiris” – “Atlantas” must not have started), the Gambler can stop the bet without waiting for the outcomes of the Betting Events of “Juventus” – “Inter” and “Žalgiris” – “Atlantas” (the Betting Ratio outcomes of these matches are equated to “1” and the bettings for these outcomes are deemed to have been annulled) and withdraw the winning, which would be equal to 24 EUR $((10 \times 3) \times 0.8 = 24)$. When “Barcelona” – “Real M.” and “Juventus” – “Inter” Betting Events happen and “Barcelona” and “Juventus” teams win (the Betting Event of “Žalgiris” – “Atlantas” must not have happened yet), the Gambler can stop a bet without waiting for the outcome of the “Žalgiris” – “Atlantas” Betting Event (the ratio of the Betting Event outcome is equated to “1” and the wagers for this outcome are deemed to have been annulled) and withdraw the winning, which would be equal to 54 EUR $((10 \times (3 \times 2) \times 0.9 = 54)$. If all of the Betting Events outcomes have been guessed correctly, the Gambler’s winning would be 180 EUR $(10 \times (3 \times 2 \times 3) = 180)$. The Gambler who had not guessed even one Betting Event outcome and who had not used the combined bet opportunity, can’t use this opportunity later and he/she is deemed to have lost all of the combined bets and no winning is paid-out to him/her, including the wagered 10 EUR sum. The Gambler has the possibility to use “Stop” bet when none of his/hers combined bet events or usual wager event have occurred yet.

“Chain” – it’s a bet by choosing more than one outcomes of the unrelated Betting Events. The Gambler can choose from 2 to 15 Betting Event outcomes and fix the order of the Betting Events at his/hers own discretion. The Gambler places a bet on the first outcome of the “chain” bet event. In order to place other bets the money from previously won outcomes of the “chain” bet events are used. The first wager is deemed the first chosen outcome in the “chain” bet event, but not the earliest Betting Event that will happen. The winning of the first outcome of the “chain” bet event/a part of the winning is automatically given to a wager for the second outcome of a Betting Event. If the wager on the outcome of the second Betting Event loses, then the wager for the third outcome of the Betting Event is automatically transferred out from the sum from previous winnings of the outcomes of the “chain” bet events. All of the wagers are of the same amount, which the Gambler has chosen. The amount is equal for the wager, which has been betted on the first outcome of the “chain” bet event. Except for the cases indicated, the total winning from the outcomes of the “chain” bet events is lower than the required balance sum to place a bet. In the event when the total winning of the outcome of the “chain” bet event becomes zero, the “chain” bet is deemed to have been lost. When the final Betting Event occurs, the Gambler is paid the leftover sum from the total winnings of the outcomes of the “chain” bet events from which the wagers for the second and other Betting outcomes have been deducted.

An example of the “chain” bet: the Gambler chooses 5 (five) Betting Events, which do not depend on one another and places a 3 EUR wager for the first outcome of the Betting Event indicated in the “chain” bet. After the first Betting Event has been won (the ratio is equal to 2), the Gambler has the winning of 6 EUR (the wager of 3 EUR x (multiplied) from ratio of 2). The 3 EUR is left as a winning and the rest of 3 EUR is automatically transferred to a wager for the second outcome of the Betting Event. When the second Betting Event happens (the ratio is 1.5) and when the Gambler wins 4.5 EUR, the 3 EUR is automatically transferred to a wager for the third outcome of the Betting Event and 1.5 EUR is left as a winning. The total winning upon deducting the sum for the next bet is 4.5 EUR. If the third outcome of the Betting Event is lost, the 3 EUR from the total residual winnings is automatically transferred to a wager for the fourth outcome of the Betting Event. If the fourth outcome of the Betting Event is won, the Gambler wins 9 EUR and 3 EUR is placed on an outcome of the fifth Betting Event.

6 EUR is left as a winning. If the wager for the fifth outcome of the Betting Event has been lost, the Gambler is paid the part of the total winnings left by deducting the Wagered Sums – 7.5 EUR.

A conditional bet - it's a bet by choosing one outcome of the Betting Event, which is linked with an additional condition. When the condition occurs, the incorrect guess of the outcome of the Betting Event is not considered the loss of the Gambler. In the event, if the Gambler guesses the chosen outcome of the Betting Event, his/hers winning is determined like in the simple bet by multiplying the Wagered Sum from the Betting Ratio, which has been fixed beforehand, i.e., the winning depends from the correct guess of the Betting Event outcome and the additional condition does not have any meaning.

An example of conditional bet: the Gambler chooses an event "Žalgiris" – "Lietuvos Rytas" in which there is an additional condition that the first points of the match shall be scored by "Lietuvos Rytas", but the Gambler wants to bet on the victory of "Žalgiris". The ratio in the Betting Proposal for the victory of "Žalgiris" is fixed at 1.5. This means that the Gambler, who wagered 10 EUR for the victory of "Žalgiris", in the event if this team reaches victory, he/she would win 15 EUR ($10 \times 1.5 = 15$). If "Lietuvos Rytas" wins, the Gambler loses. If "Lietuvos Rytas" wins, however, an additional condition is fulfilled, i.e., "Lietuvos Rytas" scores the first points of the game, the Gambler is not deemed to have lost and can take back the Wagered Sum.

“TOP SPORT”, UAB ANNEX NO. 2 OF THE REMOTE GAMBLING REGULATION

THE RULES FOR GAMBLING WITH THE CATEGORY A REMOTE SLOT MACHINE

1. The Company fixes and announces on the Company's website the minimum Wagered Sum for one bet on the category A remote slot machines. In any event, the Wagered Sum can't be less than 0.01 EUR (one Euro cent). The maximum Wagered Sum for one bet on the category A remote slot machines in all cases is 15.00 EUR (fifteen Euros). The maximum winning sum on the category A remote slot machines is 25.000 EUR (twenty-five thousand Euros).
2. The rules for gambling with the category A remote slot machines:

2.1. A game “7 Mirrors”

Help - Video Slot game has five spinning reels with symbols on them. Every time you spin the reels, they come to rest showing a random selection of 15 symbols in the game window. Certain combinations of symbols result in payouts.

The game has 9 fixed win lines and you choose the amount you want to bet. For spinning the reels, you can use the Spin, the Bet Max buttons. When you use the Bet Max button, you override your current bet selection, and your bet is placed at the maximum allowed in the game.

7 Mirrors Video Slot game is enhanced with a Scatter symbol that triggers a Bonus Game. You can also choose to use the Gamble Feature to double your wins.

How to play?

To play the game:

1. Choose your Bet by clicking on the - and + buttons next to the Bet box. After selecting the maximum bet, clicking on the + button again will reset the bet amount back to the minimum.
2. When you have set your bet, click on the Spin button to spin the reels. If the reels show a winning combination after they stop, you win according to the payout table, which opens when you press the button “Rules”.
3. You can also click on the Bet Max button to play with the maximum bet allowed in the game. Beware that the reels will spin as soon as you click on the Bet Max button, without previous revision of the values or re confirmation of your action.
4. If you are not sure about your winning, click on the Payout button in the game window to see the payouts and winning combinations. If you win on multiple win lines, your winnings are added up and the total amount earned is displayed in the Win box”.
5. If you want to play again, press Collect. Your winning amount will be automatically added and transferred to your total credits account, which is displayed in the Credits box.

Payout

Win Lines

This game has 9 fixed win lines that follow the trajectories in the graphic below.



Winning combination

The winning symbols must appear consecutively one after another in a given win line for the win to be granted. All wins are paid left to right except for Scatters (see explanation below), which pay in any order of appearance. Only the highest win in a win line is paid. The Payout is calculated by multiplying your bet by the winning combinations obtained in the spin. The amount you win shall be

automatically added to the General Credit Account² after you press the button “Collect”.

Scatter Symbol

The Star symbol is a Scatter and triggers a Bonus Game if you land three or more in any position on the reels. Only one Scatter symbol can appear on each reel at a time.

Bonus Game












During the Bonus Game, a screen with 7 Mirrors will appear. You have to choose a number of Mirrors and click on them to reveal the bonus amount you win. The number of Mirrors you can choose will be determined based on the number of Scatter symbols that triggered the bonus game. After you have made your choice, your bonus win is automatically added to your credits account.

Gamble feature

After every win, if you have not reached your gamble limit, you will be presented with the Gamble button in the game window. You can choose to Collect your wins or Gamble them to double the amount.

If you choose to Gamble, a screen with a face down poker deck will appear. You will have to guess if the next card is a black or a red suit. After you choose a colour, the card will be flipped and if your guess is right, you receive double the amount of your current win. If you do not guess the right colour, you lose your win in that spin.

The winning combination table

Symbols	3x	4x	5x
	77 x Winning	177 x Winning	777 x Winning
	17 x Winning	77 x Winning	177 x Winning
	7 x Winning	17 x Winning	77 x Winning
	5 x Winning	10 x Winning	50 x Winning
	5 x Winning	10 x Winning	40 x Winning
	5 x Winning	10 x Winning	30 x Winning
	2 x Winning	5 x Winning	20 x Winning
	2 x Winning	5 x Winning	10 x Winning
	2 x Winning	5 x Winning	10 x Winning
	2 x Winning	5 x Winning	10 x Winning
	Bonus Game	Bonus Game	Bonus Game

2.2. A game „Black Mummy”

2

Help - Black Mummy Video Slot game has five spinning reels with symbols on them. Every time you spin the reels, they come to rest showing a random selection of 15 symbols in the game window. Certain combinations of symbols result in payouts.

The game has 5 fixed win lines and you choose the amount you want to bet. For spinning the reels, you can use the Spin, the Bet Max buttons. When you use the Bet Max button, you override your current bet selection, and your bet is placed at the maximum allowed in the game.

Black Mummy Video Slot game is enhanced with a Wild symbol that applies extra multipliers on wins when substituting symbols in winning combinations.

How to Play

To play the game:

1. Choose your Bet by clicking on the - and + buttons next to the Bet box. After selecting the maximum bet, clicking on the + button again will reset the bet amount back to the minimum.
2. When you have set your bet, click on the Spin button to spin the reels. If the reels show a winning combination after they stop, you win according to the payout table.
3. You can also click on the Bet Max button to play with the maximum bet allowed in the game. Beware that the reels will spin as soon as you click on the Bet Max button, without previous revision of the values or re confirmation of your action.
4. If you are not sure about your winning, click on the Payout button in the game window to see the payouts and winning combinations. If you win on multiple win lines, your winnings are added up and the total amount earned is displayed in the Win box”.
5. If you want to play again, press Collect. Your winning amount will be automatically added and transferred to your total credits account, which is displayed in the Credits box.

Payout

Win Lines

This game has 5 fixed win lines that follow the trajectories in the graphic below.



Winning Combination

The winning symbols must appear consecutively one after another in a given win line for the win to be granted. All wins are paid left to right and only the highest win in a win line is paid. The Payout is calculated by multiplying your bet by the winning combinations obtained in the spin. The amount you win shall be automatically added to the General Credit Account after you press the button “Collect”.

The winning combinations are listed below:

Wild Symbol

The Black Mummy is the Wild symbol and can substitute for any other symbol in the game to help form-winning combinations. If the Wild symbol appears in more than one win line at a time, it substitutes for symbols on each win line separately and the winning combinations are separately paid. In such case, all wins are added together for you to Gamble or Collect your total win.

When the Wild symbol substitutes for J, Q, K, or A, an extra multiplier is applied to the win from that win line depending on the number of symbols present in the combination.

Gamble Feature

After every win, if you have not reached your² gamble limit, you will be presented with the Gamble button in the game window. You can choose to Collect your wins or Gamble them to double the amount.

If you choose to gamble, a box with five reels and stars in them will appear. You will have to guess if the next star to land on the reels will be black or red. After you choose a colour by clicking on one of the coloured boxes located on the sides of the box with the reels, the reels will spin and if your guess is right you will receive double the amount of your current win. If you do not guess the right colour, you lose your current win. A third possibility is that the star is golden, in which case you do not win double or lose your current win, and you can choose to Collect it or Gamble it again by guessing the colour of the next star in the reels. The same rules described above will apply again.

Symbols	5x	4x	3x
	100 x Winning	-	-
	50 x Winning	20 x Winning	10 x Winning
	40 x Winning	12 x Winning	6 x Winning
	30 x Winning	8 x Winning	4 x Winning
	20 x Winning	6 x Winning	3 x Winning
	6 x Winning	3 x Winning	1 x Winning
	5 x Winning	3 x Winning	1 x Winning
	4 x Winning	2 x Winning	1 x Winning
	3 x Winning	2 x Winning	1 x Winning

2.3. A game “Blackbeard’s Quest”

30

Help - Blackbeard’s Quest Slot game has five spinning reels with symbols on them. Every time you spin the reels, they come to rest showing a random selection of 15 symbols in the game window. Certain combinations of symbols result in payouts.

You can choose up to 9 win lines (lines, for short) to place bets on and the amount you want to bet per line. For spinning the reels, you can use the Spin, the Bet Max buttons. When you use the Bet Max button, you override your current selection of lines and bet, and your bet is placed with the maximum of credits and lines available in the game.

Blackbeard’s Quest Slot game is enhanced with a Wild symbol and 3 Scatter symbols. The Scatter symbols will award you Free Spins if they appear on the 1st, 3rd, and 5th reels, respectively, after a spin. The 3 Scatter symbols will become wild cards during Free Spins to give you extra wins. You can also choose to Gamble your wins and double them.

How to play?

To play the game:

1. Choose your Bet by clicking on the – and + buttons next to the Bet/Line box. After selecting the maximum bet, clicking on the + button again will reset the bet amount back to the minimum. The amount of money you bet on every spin is your bet multiplied by the number of active lines chosen. This number will be displayed in the Bet box.
2. Choose the number of Lines you want to bet on by clicking on the – and + buttons next to the Lines box. The maximum amount of lines you can activate in this game is nine. After selecting the maximum number of lines available, clicking on the + button again will reset the line number back to 1.
3. When you have made your selection of bet and lines, click on the Spin button to spin the reels. If the reels show a winning combination after they stop, you win according to the payout table.
4. You can also click on the Bet Max button to play the maximum of credits and lines allowed in the game. The maximum amount of lines in this game is 9. Beware that the reels will spin as soon as you click on the Bet Max button, without previous revision of the values or re confirmation of your action.
5. If you are not sure about your winning, click on the Payout button in the game window to see the win lines and winning combinations. If you win on multiple lines, your winnings are added up and the total amount earned is displayed in the Win box.
6. If you want to play again, press Collect. Your winning amount will be added automatically to your total credits account, which is displayed in the Credits box.

Payout

Win Lines

In this game, you can activate a maximum of 9 win lines that follow the trajectories in the graphic below. You can also access this graphic by clicking on the Payout button in the game window.



Winning Combination

The winning symbols must appear consecutively one after another in a given win line for the win to be granted. All wins are paid left to right except for Scatters and Bonuses, which pay in any order of appearance. Only the highest win in a win line is paid. The Payout is calculated by multiplying your bet per line by the winning combinations obtained in the spin. The amount you win shall be automatically added to the General Credit Account after you press the button “Collect”.

The winning combinations are listed below. ‘Bet’ in this payout table refers to the amount you bet per

line.

Wild Symbol

The Blackbeard symbol is a wild card and can take the value of all other symbols, except for the Scatter symbols, to complete a winning combination.

Free Spins

When the three Chest symbols appear (they will appear on the 1st, 3rd, and 5th reels, respectively), you are awarded Free Spins. If all three appear during a free spin, you will be awarded more free spins. Free Spins come in bundles of 10. During Free Spins, the three chests are also Wild symbols and can take the value of any other symbol, except for Blackbeard, to complete a winning combination.

Free Spins will use the same bet per line and lines values used in the spin that triggered this feature. The Payouts are calculated by adding up all your wins during Free Spins.

Gamble Feature

After every win, if you have not reached your gamble limit, you will be presented with the Gamble button in the game window. You can choose to Collect your wins or Gamble them to double the amount.

If you choose to Gamble, a screen with a face down poker deck will appear. You will have to guess if the next card is a black or a red suit. After you choose a colour, the card will be flipped and if your guess is right, you receive double the amount of your current win. If you do not guess the right colour, you lose your win in that spin.

Symbols	5x	4x	3x Additional Spins	2x
				
	5000 x Winning	1000 x Winning	100 x Winning	10 x Winning
	1000 x Winning	250 x Winning	50 x Winning	5 x Winning
	500 x Winning	100 x Winning	25 x Winning	5 x Winning
	250 x Winning	75 x Winning	15 x Winning	5 x Winning
	150 x Winning	40 x Winning	10 x Winning	
	150 x Winning	40 x Winning	10 x Winning	
	150 x Winning	40 x Winning	10 x Winning	
	100 x Winning	20 x Winning	5 x Winning	
	100 x Winning	20 x Winning	5 x Winning	

Help - Book of Spells Video Slot game has five spinning reels with symbols on them. Every time you spin the reels, they come to rest showing a random selection of 15 symbols in the game window. Certain combinations of symbols result in payouts.

You can choose up to 9 win lines (lines, for short) to place bets on and the amount you want to bet per line. For spinning the reels, you can use the Spin, the Bet Max buttons. When you use the Bet Max button, you override your current selection of lines and bet, and your bet is placed with the maximum of credits allowed and no more than 9 lines are chosen.

Book of Spells Video Slot game is enhanced with a Wild symbol and a special Expanding symbol. The Wild symbol will award you Free Spins if three or more appear in a scattered

Fashion on the reels. The magic special expanding symbol only appears during Free Spins. You can also choose to gamble to double your wins.

How to play?

To play the game:

1. Choose your Bet by clicking on the - and + buttons next to the Bet/Line box. After you have selected the maximum bet, clicking on the + button again will reset the bet amount back to the minimum. The amount of money you bet on every spin is your bet multiplied by the number of active lines chosen. This number will be displayed in the Bet box.
2. Choose the number of Lines you want to bet on by clicking on the - and + buttons next to the Lines box. The maximum amount of lines you can activate in this game is nine. After you have selected the maximum number of lines available, clicking on the + button again will reset the line number back to 1.
3. When you have made your selection of bet and lines, click on the Spin button to spin the reels. If the reels show a winning combination after they stop, you win according to the payout table.
4. You can also click on the Bet Max button to play the maximum of credits and lines allowed in the game. The maximum amount of lines you can activate in this game is nine. Beware that the reels will spin as soon as you click on the Bet Max button, without previous revision of the values or re confirmation of your action.
5. If you are not sure about your winning, click on the Payout button in the game window to see the win lines and winning combinations. If you win on multiple lines, your winnings are added up and the total amount earned is displayed in the Win box.
6. If you want to play again, press Collect. Your winning amount will be added automatically to your total credits account, which is displayed in the Credits box.

Payout

Win Lines

In this game, you can activate a maximum of 9 win lines that follow the trajectories in the graphic below. You can also access this graphic by clicking on the Payout button in the game window.



Winning Combination

The winning symbols must appear consecutively one after another in a given win line for the win to be granted. All wins are paid left to right except for Scatters, which pay in any order of appearance. Only the highest win in a win line is paid. The Payout is calculated by multiplying your bet per line by the winning combinations obtained in the spin. The amount you win shall be automatically added to the General Credit Account after you press the button “Collect”.

The winning combinations are listed below. ‘Bet’ in this payout table refers to the amount you bet per

line. 'Total Bet' refers to the total amount you bet in a spin.

Wild Symbol

The Book of Spells symbol is a wild card and can take the value of all other symbols to complete a winning combination. If you get 3 or more in a scattered fashion, you will be awarded Free Spins.

Free spins

If 3, 4, or 5 Wild symbols are shown on the reels after a spin, you will be awarded Free Spins. When you are awarded Free Spins, the Magic Book will appear and randomly select one of the symbols in the game to become a special expanding symbol during the Free Spins feature only. The special expanding symbol will first pay out as a regular

Symbol in active win lines. Then, if enough expanding symbols are present on the reels, it will expand to cover all 3 positions on the reel and will pay as the regular symbol but even on non- adjacent positions in all active win lines. The special expanding symbol cannot be substituted by a Wild symbol during Free Spins.

Free Spins in this game come in bundles of 10. Free Spins will use the same bet per line and lines values used in the spin that triggered this feature. The Payouts are calculated by adding up all your wins during the Free Spins. Free Spins can also award you more free spins.

Gamble Feature

After every win, if you have not reached your gamble limit, you will be presented with the Gamble button in the game window. You can choose to Collect your wins or Gamble them to double the amount.

If you choose to Gamble, a screen with a face down poker deck will appear. You will have to guess if the next card is a black or a red suit. After you choose a colour, the card will be flipped and if your guess is right, you receive double the amount of your current win. If you do not guess the right colour, you lose your current win.

Symbols	5x	4x	3x	2x
	200 x Winning Total Additional Spins	20 x Winning Total Additional Spins	2 x Winning Total Additional Spins	
	5000 x Winning	1000 x Winning	100 x Winning	10 x Winning
	2000 x Winning	500 x Winning	50 x Winning	5 x Winning
	750 x Winning	100 x Winning	25 x Winning	5 x Winning
	750 x Winning	100 x Winning	25 x Winning	5 x Winning
	150 x Winning	50 x Winning	5 x Winning	

	150 x Winning	50 x Winning	5 x Winning
	100 x Winning	25 x Winning	5 x Winning
	100 x Winning	25 x Winning	5 x Winning
	100 x Winning	25 x Winning	5 x Winning

2.5. A game “Cleopatra’s secret”

Help - Cleopatra’s Secret Video Slot game has five spinning reels with symbols on them. Every time you spin the reels, they come to rest showing a random selection of 15 symbols in the game window. Certain combinations of symbols result in payouts.

You can choose up to 25 win lines (lines, for short) to place bets on and the amount you want to bet per line. For spinning the reels, you can use the Spin, the Bet Max buttons. When you use the Bet Max button, you override your current selection of lines and bet, and your bet is placed with the maximum of credits and lines available in the game, and no more than 25 lines are chosen.

Cleopatra’s Secret Video Slot game is enhanced with a Wild symbol and a Scatter symbol. When 3, 4, or 5 Scatter symbols are shown in the game window, they will award you Free Spins. You can also choose to Gamble your wins and double or quadruple the amount.

How to play?

To play the game:

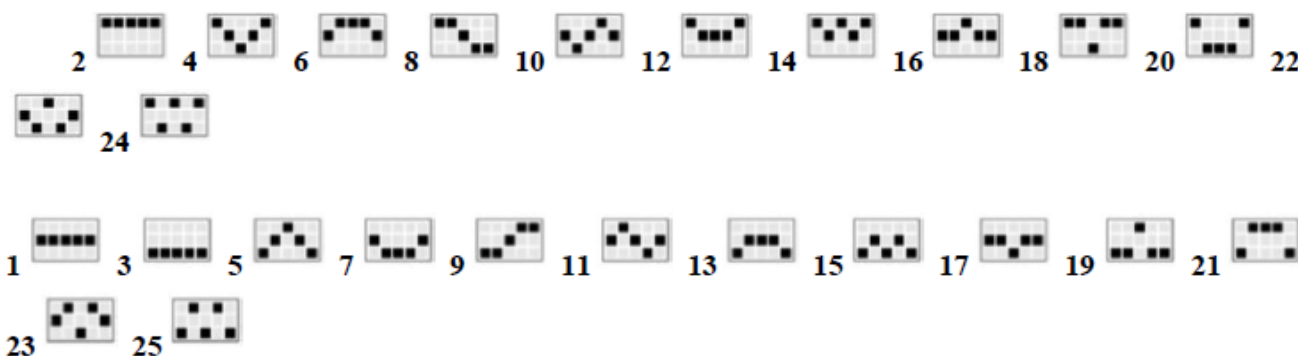
1. Choose your Bet by clicking on the – and + buttons next to the Bet/Line box. After you have selected the maximum bet, clicking on the + button again will reset the bet amount back to the minimum. The amount of money you bet on every spin is your bet multiplied by the number of active lines chosen. This number will be displayed in the Bet box.
2. Choose the number of Lines you want to bet on by clicking on the – and + buttons next to the Lines box. The maximum amount of lines available in this game is 25. After you have selected the maximum number of lines available, clicking on the + button again will reset the line number back to one.
3. When you have made your selection of bet and lines, click on the Spin button to spin the reels. If the reels show a winning combination after they stop, you win according to the payout table.
4. You can also click on the Bet Max button to play the maximum of credits and lines allowed in the game. The maximum amount of lines in this game is 25. Beware that the reels will spin as soon as you click on the Bet Max button, without previous revision of the values or re confirmation of your action.
5. If you are not sure about your winning, click on the Payout button in the game window to see the win lines and winning combinations. If you win on multiple lines, your winnings are added up and the total amount earned is displayed in the Win box.
6. You can choose to Gamble or Collect your win. Pressing the Gamble button will open the Gamble feature. If you win, you can choose to Collect your win amount and it will be added automatically to your total credits account which is displayed in the Credits box, or you can choose to Gamble it again.
7. To play again with the same selection of lines and bet per line, click on the Spin button or

change your selection of lines and bet ³⁵per line following the How to Play instructions from the beginning.

Payouts

Win Lines

In this game, you can activate a maximum of 25 win lines that follow the trajectories in the graphic below. You can also access this graphic by clicking on the Payout button in the game window.



Winning Combination

The winning symbols must appear consecutively one after another in a given win line for the win to be granted. All wins are paid from left to right except for Scatters, which pay in any order of appearance. Only the highest win in a win line is paid. The Payouts calculated by multiplying your bet per line by the winning combinations obtained in the spin. The amount you win shall be automatically added to the General Credit Account after you press the button “Collect”. You can also choose to gamble your wins after every spin.

The winning combinations are listed below. ‘Bet’ in this payout table refers to the amount you bet per line. ‘Total Bet’ refers to the total amount you bet in a spin.

Symbol Wild

The Sphinx symbol is a wild card and can take the value of all other symbols, except for the Scatter symbol, to complete a winning combination. All wins with a Wild symbol are tripled.

When you get more than 2 Wild symbols on a win line, they will pay according to the Payout table, except for cases in which the Wild symbols complete a winning combination in that win line that pays higher than the Wild symbols combination alone. In that case, only the highest win will be paid.

Free Spins

The Mummy symbol is a Scatter symbol. When you get 2 Scatter symbols on the reels, you win double your total bet. If you get 3, 4 or 5 Scatter symbols on the reels, your total bet is multiplied according to the Payout table and you are awarded Free Spins.

When you are awarded Free Spins, you will be presented with three options and you can choose how many free spins and the multiplier you want to play:

12 Free Spins with a 4-x multiplier;












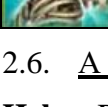
16 Free Spins with a 3-x multiplier;

24 Free Spins with a 2-x multiplier.

Free Spins will use the same bet per line and lines values used in the spin that triggered this feature. The Payouts are calculated by adding up all your wins during Free Spins and applying the corresponding multiplier. You can choose to gamble your total wins after you have used up your awarded free spins. Free Spins do not award more free spins.

After every win, if you have not reached your gamble limit, you will be presented with the Gamble button in the game window. You can choose to Collect your wins or Gamble them to double or quadruple the amount.

If you choose to Gamble, a screen with a face down poker deck will appear. You will have to guess if the next card is a black or a red suit to double your win, or the suit of the next card: Spades, Hearts, Diamonds, and Clubs, to quadruple it. After you make your choice, the card will be flipped and if your guess is right you receive double or quadruple the amount of your current win and you can choose to Collect it or Gamble it again. If you do not guess the right colour or suit, you lose your current win.

Symbols	5x	4x	3x	2x
	7000 x Winning	700 x Winning	100 x Winning	3 x Winning
	800 x Winning	100 x Winning	12 x Winning	-
	800 x Winning	100 x Winning	12 x Winning	-
	800 x Winning	100 x Winning	12 x Winning	-
	200 x Winning	60 x Winning	10 x Winning	-
	100 x Winning	50 x Winning	9 x Winning	-
	80 x Winning	28 x Winning	8 x Winning	-
	60 x Winning	15 x Winning	5 x Winning	-
	50 x Winning	15 x Winning	5 x Winning	-
	40 x Winning	12 x Winning	4 x Winning	-
	30 x Winning	10 x Winning	3 x Winning	-
	100 x Final Win + Free Spins	20 x Total Win + Free Spins	3 x Total Win + Free Spins	2 x Total Win

2.6. A game “Don Juan’s Peppers”

Help - Don Juan's Peppers Video Slot game has five spinning reels with symbols on them. Every time you spin the reels, they come to rest showing a random selection of 20 symbols in the game window. Certain combinations of symbols result in payouts.

You can choose up to 40 win lines (lines, for³⁷ short) to place bets on and the amount you want to bet per line. For spinning the reels, you can use the Spin, the Bet Max buttons. When you use the Bet Max button, you override your current selection of lines and bet, and your bet is placed with the maximum of credits and lines available in the game, and no more than 40 lines are chosen.

Don Juan's Peppers Video Slot game is enhanced with a Wild symbol and a Scatter symbol that triggers Free Spins. Every time the Scatter symbols lands during the Feature, it awards an extra Free Spin and transforms into a Sticky Scatter Wild for the remainder of the feature (it looks the same as the Scatter symbol, only it has additional markings: Sticky and Wild).

How to play?

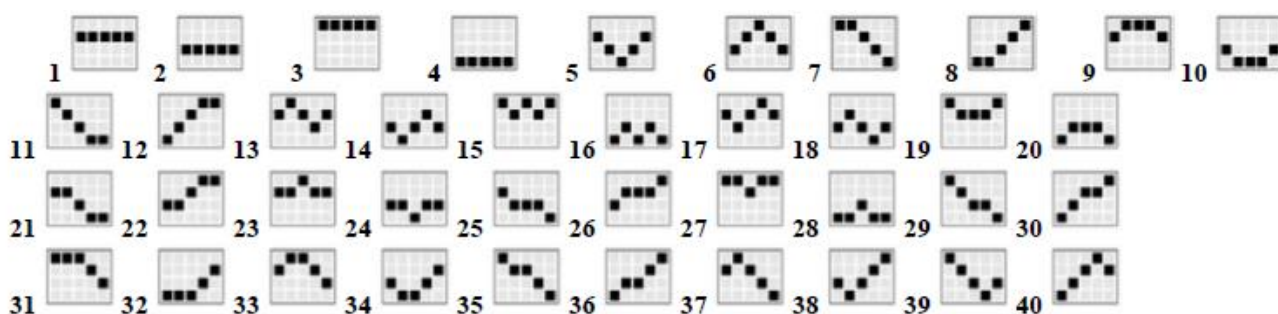
To play the game:

1. Choose your Bet by clicking on the - and + buttons next to the Bet/Line box. After you have selected the maximum bet, clicking on the + button again will reset the bet amount back to the minimum. The amount of money you bet on every spin is your bet multiplied by the number of active lines chosen. This number will be displayed in the Bet box.
2. Choose the number of Lines you want to bet on by clicking on the - and + buttons next to the Lines box. The maximum amount of lines available in this game is 40. After you have selected the maximum number of lines available, clicking on the + button again will reset the line number back to 1.
3. When you have made your selection of bet and lines, click on the Spin button to spin the reels. If the reels show a winning combination after they stop, you win according to the payout table.
4. You can also click on the Bet Max button to play the maximum of credits and lines allowed in the game. The maximum amount of lines available in this game is 40. Beware that the reels will spin as soon as you click on the Bet Max button, without previous revision of the values or re confirmation of your action.
5. If you are not sure about your winning, click on the Payout button in the game window to see the win lines and winning combinations. If you win on multiple lines, your winnings are added up and the total amount earned is displayed in the Win box”.

Free Spins

During Free Spins, every time the Red Chili Pepper lands, it awards one extra Free Spin. If a Red Chili Pepper lands over an already transformed Chili Pepper, it does not award the extra Free Spin.

The game has fixed win lines.



Gambling feature

After every win, if you have not reached your gamble limit, you will be presented with the Gamble button in the game window. You can choose to Collect your wins or Gamble them to double the amount.

If you choose to Gamble, a screen with a face down poker deck will appear. You will have to guess if the next card is a black or a red suit. After you choose a colour, the card will be flipped and if your

guess is right, you receive double the amount ³⁸ of your current win. If you do not guess the right colour, you lose your win in that spin.

2.7. A game “Double Flash”

Help - Double Flash Video Slot game has three spinning reels with symbols on them. Every time you spin the reels, they come to rest showing a random selection of 9 symbols in the game window. Certain combinations of symbols result in payouts.

The game has 27 fixed win lines and you choose the amount you want to bet. For spinning the reels, you can use the Spin, the Bet Max buttons. When you use the Bet Max button, you override your current bet selection, and your bet is placed at the maximum allowed in the game.

Double Flash Video Slot game is enhanced with a Wild symbol, two Bonus symbols that trigger Bonus Features that award Free Spins, and the Gamble Feature.

All symbols in the game are accompanied by a smaller version of themselves, which can be coloured or grey. If at least one of the accompanying symbols in a winning combination is coloured, your win from that win line is automatically doubled.

How to play?


To play the game:

1. Choose your Bet by clicking on the - and + buttons next to the Bet box. After selecting the maximum bet, clicking on the + button again will reset the bet amount back to the minimum.
2. When you have set your bet, click on the Spin button to spin the reels. If the reels show a winning combination after they stop, you win according to the payout table.
3. You can also click on the Bet Max button to play with the maximum bet allowed in the game. Beware that the reels will spin as soon as you click on the Bet Max button, without previous revision of the values or re confirmation of your action.
4. If you are not sure about your winning, click on the Payout button in the game window to see the payouts and winning combinations. If you win on multiple win lines, your winnings are added up and the total amount earned is displayed in the Win box.
5. If you want to play again, press Collect. Your winning amount will be added automatically to your total credits account, which is displayed in the Credits box.

Payout

Win Lines

This game has 27 fixed win lines that follow the trajectories in the graphic below.



Winning Combination

Only three-of-a-kind combinations are paid in this game. The Payout is calculated by multiplying your bet by the winning combinations obtained in the spin. The amount you win shall be automatically added to the General Credit Account after you press the button “Collect”.

The winning combinations are listed below:

Wild symbol

The Joker is a Wild card and can substitute for any other symbol, except the Bonus symbols, to help complete a winning combination. When you land 3 Wild symbols consecutively on a win line, they will pay according to the payout table.

Criss Cross Bonus Feature

The Bell is one of the Bonus Symbols. If you land three Bells on the reels, the Criss Cross Bonus Feature is triggered. You will have to choose between three Bells and when you click on the one of your choice, two fruits from the game will appear. The fruit you choose will have a special behaviour during the next 10 spins, which are Free Spins awarded to you: Every time one appears, it will be pinned to a second 3 x 3 board that will appear next to the main game window. At the end of the Free Spins, besides any win line wins obtained, all the possible winning combinations with the special fruit on the second board will also be calculated and paid as a bonus.




Blue Free Spins Feature





The Star is the second Bonus symbol. If you land three Stars on the reels, the Blue Free Spins Feature is triggered. You will have to choose between three Stars to get Free Spins. One of the Stars will have a number next to it, which represents the number of Free Spins you will receive if you choose that Star. The other two Stars will have a Joker with question marks next to them instead. This means that the number of Free Spins you may be awarded if you choose them is hidden and will only be disclosed once you make your choice. Click on the Star of your preference and collect your Free Spins according to the number displayed next to the Star of your choice.

Gambling Feature

If the Gamble Feature is available, the following rules apply: After every win, if you have not reached your gamble limit, you will be presented with the Gamble button in the game window. You can choose to Collect your wins or Gamble them to double the amount.

If you choose to gamble, a box with five reels and stars in them will appear. You will have to guess if the next star to land on the reels will be black or red. After you choose a colour by clicking on one of the coloured boxes located on the sides of the box with the reels, the reels will spin and if your guess is right you will receive double the amount of your current win. If you do not guess the right colour, you lose your current win. A third possibility is that the star is golden, in which case you do not win double or lose your current win, and you can choose to Collect it or Gamble it again by guessing the colour of the next star in the reels. The same rules described above will apply again.

Symbols	Winning
	50 x Winning
	8 x Winning
	5 x Winning

		4 x Winning
		3 x Winning
		2 x Winning
		1 x Winning

2.8. A game “Double Poker”

Help - Double Poker is played with a 53-card deck including the Joker. The Joker is a wild card and substitutes for any other denomination and suit to complete a winning hand. When you click on the Deal button, five cards are dealt to you and you can hold as many cards as you want to build the strongest hand. The cards you do not hold will be discarded and replaced with new ones from the same deck after you click on the Draw button.

Additionally, you can select one number between 2 and 10 as your magic number. For each card in a winning hand with the same value as your magic number, your win is doubled. The winning hand is defined as all 5 cards in the hand, not just the ones that form the winning combination (e.g. if your magic number is 2 and the winning hand is JJ252, your win will be multiplied by 4; if your magic number is 3 and the winning hand is QQ345, your win will still be doubled even though the 3 card is not part of the winning combination, which is a pair of Qs, in this case). The Joker can also substitute for a magic number card.

You can also play using the Bet Max buttons. When you use the Bet Max button, you override your current selection of coins (and Bet), and you play with the maximum number of coins (and the maximum Bet) available in the game. After every win, you can choose to Collect or Double the amount.

You can also choose to play this game with numbers or torpedoes (another type of cards), where the poker deck suits are replaced by four different colours. All other features are the same as in the game with poker cards.

How to play?

1. Select your Coin size by clicking on the – and + symbols in the Coin size box.
2. Choose how many Coins you want to play by clicking on the – and + symbols next to the Coins display box or the Bet 1 button. Every time you click on the Bet One button, your coin number will be raised by one coin. Once you have reached the maximum number of coins allowed in the game, clicking on the Bet One button again will set your bet back to the minimum.
3. Choose your magic number by clicking on the - and + symbols under the number displayed in

the Magic Number box.

4. Click on the Deal button to start playing. 5 cards will be dealt to you. The cards with the highest potential to complete a winning combination will be automatically marked as HELD. You can choose to keep them, or unmark them and mark different ones by clicking directly on each one of the cards in the game window.
5. When you have made your choice of cards to hold, click on the Draw button to have your unmarked cards taken away and replaced with new cards.
6. If you win, the amount you earned will be displayed in the Win box. You can choose to Collect or Double that amount.
7. To play again with the same Coin size and number of coins as in the previous round, click on the Deal button, or change your bet values following the steps in this section from the beginning.

Winning hands

Five of a Kind - Any four cards of the same denomination plus a Joker

Royal Flush - Ace, King, Queen, Jack, and 10 of the same suit. This combination can be completed with the Joker.

Straight Flush - Any five cards of the same suit in consecutive numerical order. This combination can be completed with the Joker.

Four of a Kind - Four cards of the same denomination. This combination can be completed with the Joker.

Full House - Any three cards of the same denomination and a pair of a different denomination. This combination can be completed with the Joker.

Flush - Any five non-consecutive cards of the same suit. This combination can be completed with the Joker.

Straight - Any five consecutive cards of mixed suits. This combination can be completed with the Joker.

Three of a Kind - Three cards of the same denomination. This combination can be completed with the Joker.

Two Pair - Any two cards of the same denomination, plus any other two cards of the same denomination. This combination can be completed with the Joker.

Jacks or Better - A pair of Jacks, or of any higher denomination (Queens, Kings, Aces). This combination can be completed with the Joker.

Payout

Your wins will be paid as per the following table:

Hand - Payout

Five of a Kind - 500 x Bet

Royal Flush - 100 x Bet

Straight Flush - 50 x Bet

Four of a Kind - 25 x Bet

Full House - 15 x Bet

Flush - 10 x Bet

Straight - 5 x Bet

Three of a Kind - 3 x Bet

Two Pairs - 2 x Bet

42

Jacks or Better - 1 x Bet Double

„Double Up High Low” feature

If the Double Up Hi Lo Feature is available, the following rules apply: The Double Up Hi Lo feature is activated by clicking on the Double button after a win. It is played with a standard 52- card poker deck. Before the game starts, the deck is shuffled. You will have to guess if the face down card shown is higher or lower than 7. After you make your choice, the card is flipped and if your guess was right, your win is doubled. If your guess is not right, you lose your win in that round. If the card is 7, you keep your win and you can continue playing. The cards flipped stay on the screen and a new face down card is placed next to them on the right side.

Every time you choose to Double, you have a maximum of five guesses. The amount you play is your current win, which is displayed in the Win box.

2.9. A game “Dragon egg”

Help - Dragon Egg Video Slot game has five spinning reels with symbols on them. Every time you spin the reels, they come to rest showing a random selection of 15 symbols in the game window. Certain combinations of symbols result in payouts.

You can choose up to nine win lines (lines, for short) to place bets on and the amount you want to bet per line. For spinning the reels, you can use the Spin, the Bet Max buttons. When you use the Bet Max button, you override your current selection of lines and bet, and your bet is placed with the maximum of credits and lines allowed in the game.

Dragon Egg Video Slot game is enhanced with a Wild symbol and a Scatter symbol that triggers a Free Spins Bonus Feature, which determines the Free Spins count and multiplier. During the Bonus Feature, you are presented with 15 eggs, each of which has a hidden Dragon, and must reveal them until finding three identical dragons. Depending on the type of dragon matched, you will be awarded 10, 15, 20, 25 or 30 Free Spins with multipliers ranging between 3x and 5x. Free Spins are not retriggerable.

How to play?

To play the game:

1. Choose your Bet by clicking on the - and + buttons next to the Bet/Line box. After you have selected the maximum bet, clicking on the + button again will reset the bet amount back to the minimum. The amount of money you bet on every spin is your bet multiplied by the number of active lines chosen. This number will be displayed in the Bet box.
2. Choose the number of Lines you want to bet on by clicking on the - and + buttons next to the Lines box. The maximum amount of lines available in this game is 9. After you have selected the maximum number of lines available, clicking on the + button again will reset the line number back to 1.
3. When you have made your selection of bet and lines, click on the Spin button to spin the reels. If the reels show a winning combination after they stop, you win according to the payout table.
4. You can also click on the Bet Max button to play the maximum of credits and lines allowed in the game. The maximum amount of lines available in this game is nine. Beware that the reels will spin as soon as you click on the Bet Max button, without previous revision of the values or re confirmation of your action.
5. If you are not sure about your winning, click on the Payout button in the game window to see the win lines and winning combinations. If you win on multiple lines, your winnings are added up and the total amount earned is displayed in the Win box.

Gamble Feature

If the Gamble Feature is available, the following⁴³ rules apply: After every win, if you have not reached the Gamble limit, you will be presented with the Gamble button in the game window. You can choose to Collect your wins or Gamble them for double or nothing.

If you choose to gamble, a screen with a face down poker deck will appear. You will have to guess if the next card is a black or a red suit to double your win. After you make your choice, the card will be flipped and if your guess is right, you receive double the amount of your current win and you can choose to Collect it or Gamble it again. If you do not guess the right colour, you lose your current win.

2.10. A game “Feng Fu”

Help - Video Slot game has five spinning reels with symbols on them. Every time you spin the reels, they come to rest showing a random selection of 15 symbols in the game window. Certain combinations of symbols result in payouts.

You can choose up to nine win lines (lines, for short) to place bets on and the amount you want to bet per line. For spinning the reels, you can use the Spin, the Bet Max buttons. When you use the Bet Max button, you override your current selection of lines and bet, and your bet is placed with the maximum of credits and lines available in the game.

Feng Fu Video Slot game is enhanced with a Scatter symbol, Wild symbol and a Special Expanding extra Wild symbol. Then Scatter symbol will award you Free Spins if 3 or more land anywhere on the reels. The Special Expanding extra Wild symbol only appears during Free Spins and multiplies all win line wins 2x for every occurrence in the winning combination. You can also choose to gamble to double your wins.

How to play?

To play the game:

1. Choose your Bet by clicking on the - and + buttons next to the Bet/Line box. After you have selected the maximum bet, clicking on the + button again will reset the bet amount back to the minimum. The amount of money you bet on every spin is your bet multiplied by the number of active lines chosen. This number will be displayed in the Bet box.
2. Choose the number of Lines you want to bet on by clicking on the - and + buttons next to the Lines box. The maximum amount of lines you can activate in this game is 9. After you have selected the maximum number of lines available, clicking on the + button again will reset the line number back to 1.
3. When you have made your selection of bet and lines, click on the Spin button to spin the reels. If the reels show a winning combination after they stop, you win according to the payout table.
4. You can also click on the Bet Max button to play the maximum of credits and lines allowed in the game. The maximum amount of lines you can activate in this game is 9. Beware that the reels will spin as soon as you click on the Bet Max button, without previous revision of the values or re confirmation of your action.
5. If you are not sure about your winning, click on the Payout button in the game window to see the win lines and winning combinations. If you win on multiple lines, your winnings are added up and the total amount earned is displayed in the Win box.
6. If you want to play again, press Collect. Your winning amount will be added automatically to your total credits account, which is displayed in the Credits box.

Payout

Winning Lines

In this game, you can activate a maximum of 9 win lines that follow the trajectories in the graphic below. You can also access this graphic by clicking on the Payout button in the game window.



The winning symbols must appear consecutively one after another in a given win line for the win to be granted. All wins are paid left to right except for Scatters, which pay in any order of appearance. Only the highest win in a win line is paid. The Payout is calculated by multiplying your bet per line by the winning combinations obtained in the spin. The amount you win shall be automatically added to the General Credit Account after you press the button "Collect".

The winning combinations are listed below. 'Bet' in this payout table refers to the amount you bet per line. 'Total Bet' refers to the total amount you bet in a spin.

Wild symbol

The FU symbol is a wild card and can take the value of all other symbols to complete a winning combination. If you get 3 or more in a scattered fashion, you will be awarded 10 Free Spins.

Free Spins





Free Spins will use the same bet per line and lines values used in the spin that triggered this feature. The Payouts are calculated by adding up all your wins during the Free Spins. Free Spins are retriggerable and can award you more free spins.

Gamble Feature

If the Gamble Feature is available, the following rules apply: After every win, if you have not reached the Gamble limit, you will be presented with the Gamble button in the game window. You can choose to Collect your wins or Gamble them for double or nothing.

If you choose to Gamble, a screen with a face down Ace will appear. You will have to guess if it is a black or a red suit. After you choose a colour, the card will be flipped and if your guess is right, you receive double the amount of your current win. If you do not guess the right colour, you lose your current win.

Symbols	5x	4x	3x
	200 x Total Winning + Additional Spins	20 x Total Winning + Additional Spins	2 x Total Winning + Additional Spins
	1000 x Winning	500 x Winning	100 x Winning
	600 x Winning	250 x Winning	90 x Winning
	500 x Winning	200 x Winning	75 x Winning
	400 x Winning	150 x Winning	50 x Winning
	300 x Winning	100 x Winning	30 x Winning
	200 x Winning	75 x Winning	25 x Winning

	100 x Winning	50 x Winning	10 x Winning
	75 x Winning	20 x Winning	10 x Winning
	75 x Winning	20 x Winning	10 x Winning
	75 x Winning	20 x Winning	10 x Winning

2.11. A game “Fire N’ Hot”

Help - Fire ‘n’ Hot Video Slot game has five spinning reels with symbols on them. Every time you spin the reels, they come to rest showing a random selection of 15 symbols in the game window. Certain combinations of symbols result in payouts.

The game has 5 fixed win lines and you choose the amount you want to bet. For spinning the reels, you can use the Spin, the Bet Max buttons. When you use the Bet Max button, you override your current bet selection, and your bet is placed at the maximum allowed in the game.

Fire ‘n’ Hot Video Slot game is enhanced with a Wild symbol and a Scatter symbol that triggers a Bonus Game. You can also choose to use the Gamble Feature to double your wins.

How to play?

To play the game:

1. Choose your Bet by clicking on the - and + buttons next to the Bet box. After selecting the maximum bet, clicking on the + button again will reset the bet amount back to the minimum.
2. When you have set your bet, click on the Spin button to spin the reels. If the reels show a winning combination after they stop, you win according to the payout table.
3. You can also click on the Bet Max button to play with the maximum bet allowed in the game. Beware that the reels will spin as soon as you click on the Bet Max button, without previous revision of the values or re confirmation of your action.
4. If you are not sure about your winning, click on the Payout button in the game window to see the payouts and winning combinations. If you win on multiple win lines, your winnings are added up and the total amount earned is displayed in the Win box.
5. If you want to play again, press Collect. Your winning amount will be automatically added and transferred to your total credits account, which is displayed in the Credits box.

Payout

Win Lines

This game has 5 fixed win lines that follow the trajectories in the graphic below.



Winning Combination

The winning symbols must appear consecutively one after another in a given win line for the win to be granted. All wins are paid left to right, except Scatters, which pay in any order of appearance. Only the highest win in a win line is paid. The Payout is calculated by multiplying your bet by the winning combinations obtained in the spin. The amount you win shall be automatically added to the General Credit Account after you press the button “Collect”.

The winning combinations are listed below.

Wild symbol





The Golden Seven is the Wild symbol and can⁴⁶ substitute for any other symbol in the game, except the Scatter symbol, to help complete winning combinations. If the Wild symbol appears in more than one win line at a time, it substitutes for symbols on each win line separately and the winning combinations are separately paid. In such case, all wins are added together for you to Gamble or Collect your total win.




Bonus Game

When three or more Golden Stars, the Scatter symbol, appear anywhere on the reels, a Bonus Game is triggered. During the Bonus Game, each star that triggered this feature will be hiding one of the symbols from the game. You will have to choose one of the stars by clicking on it for the hidden symbol to be revealed. At that moment, all the stars that triggered the feature will transform into that symbol and burn into flames. Your bonus win is the payout for that symbol combination and will be added to your wins in that spin.

Gamble Feature

After every win, if you have not reached your gamble limit, you will be presented with the Gamble button in the game window. You can choose to Collect your wins or Gamble them to double the amount. If you choose to gamble, a box with five reels and stars in them will appear. You will have to guess if the next star to land on the reels will be black or red. After you choose a colour by clicking on one of the coloured boxes located on the sides of the box with the reels, the reels will spin and if your guess is right you will receive double the amount of your current win. If you do not guess the right colour, you lose your current win. A third possibility is that the star is golden, in which case you do not win double or lose your current win, and you can choose to Collect it or Gamble it again by guessing the colour of the next star in the reels. The same rules described above will apply again.

Symbols	5x	4x	3x	2x
	800 x Winning	200 x Winning	20 x Winning	-
	120 x Winning	40 x Winning	10 x Winning	-
	80 x Winning	20 x Winning	60 x Winning	-
	50 x Winning	10 x Winning	4 x Winning	-

	40 x Winning	10 x Winning	3 x Winning	-
	30 x Winning	9 x Winning	3 x Winning	-
	30 x Winning	8 x Winning	3 x Winning	1 x Winning

2.12. A game “Fruit”

48

Help - Video Slot game has five spinning reels with symbols on them. Every time you spin the reels, they come to rest showing a random selection of 15 symbols in the game window. Certain combinations of symbols result in payouts.

You can choose up to 15 win lines (lines, for short) to place bets on and the amount you want to bet per line. For spinning the reels, you can use the Spin, the Bet Max buttons. When you use the Bet Max button, you override your current selection of lines and bet, and your bet is placed with the maximum of credits and lines available in the game.

Fruit Video Slot game is enhanced with a Wild symbol, a Scatter symbol, and a Bonus symbol. Three or more Scatter symbols will award you Free Spins and the Bonus symbol appearing on the 1st and 5th reels triggers a Bonus Game. You can also choose to Gamble your wins and double them.

How to play?

To play the game:

1. Choose your Bet by clicking on the – and + buttons next to the Bet/Line box. After selecting the maximum bet, clicking on the + button again will reset the bet amount back to the minimum. The amount of money you bet on every spin is your bet multiplied by the number of active lines chosen. This number will be displayed in the Bet box.
2. Choose the number of Lines you want to bet on by clicking on the – and + buttons next to the Lines box. The maximum amount of lines you can activate in this game is 15. After selecting the maximum number of lines available, clicking on the + button again will reset the line number back to one.
3. When you have made your selection of bet and lines, click on the Spin button to spin the reels. If the reels show a winning combination after they stop, you win according to the payout table.
4. You can also click on the Bet Max button to play the maximum of credits and lines allowed in the game. The maximum amount of lines in this game is 15. Beware that the reels will spin as soon as you click on the Bet Max button, without previous revision of the values or reconfirmation of your action.
5. If you are not sure about your winning, click on the Payout button in the game window to see the win lines and winning combinations. If you win on multiple lines, your winnings are added up and the total amount earned is displayed in the Win box.
6. If you win, you can choose to collect your win amount and it will be added automatically to your total credits account, which is displayed in the Credits box.
7. To play again with the same selection of lines and bet per line, click on the Spin button or change your selection of lines and bet per line following the How to Play instructions from the beginning.

Payout

Win Lines

In this game, you can activate a maximum of 15 win lines that follow the trajectories in the graphic below. You can also access this graphic by clicking on the Payout button in the game window.



Winning Combination

The winning symbols must appear consecutively one after another in a given win line for the win to be granted. All wins are paid left to right, including Scatters. Only the highest win in a win line is paid. The Payout is calculated by multiplying your bet per line by the winning combinations obtained in the

spin. The amount you win shall be automatically⁴⁹ added to the General Credit Account after you press the button "Collect".

The winning combinations are listed below. 'Bet' in this payout table refers to the amount you bet per line. 'Total Bet' refers to the total amount you bet in a spin.

Wild symbol

The Fruit plate symbol is a wild card and can take the value of all other symbols, except for the Scatter and the Bonus symbols, to complete a winning combination.

When you get more than 2 Wild symbols on a win line, they will pay according to the payout table, except for cases in which the Wild symbols complete a winning combination in that win line that pays higher than the Wild symbols combination alone. In that case, only the highest win will be paid.

Free Spins

The Cocktail symbol is the Scatter symbol. When you get 3, 4 or 5 Scatter symbols on the reels in any order, you are awarded Free Spins with a 3x multiplier:

3 Scatters award 7 Free Spins with 3x multiplier

4 Scatters award 15 Free Spins with 3x multiplier

5 Scatters award 30 Free Spins with 3x multiplier

Free Spins can also award you more free spins. Free Spins will use the same bet per line and lines values used in the spin that triggered this feature. The Payouts are calculated by adding up all your wins during Free Spins and applying the corresponding multiplier. You can choose to gamble your total wins after you have used up all your awarded free spins.

Bonus Game

The Bonus Game is triggered when two Bonus symbols appear on the 1st and 5th reels.

In the Bonus Game you will be presented with a screen with 30 grape bunches. Some have a hidden cash win and some are rotten. You have to click on them to reveal the hidden win and the game will end when you have clicked on three rotten bunches. Your Payout is the sum of all hidden wins revealed during the Bonus Game. The Bonus Game can also be triggered during Free Spins. The 3x multiplier does not apply to Bonus wins. You have the option to gamble your wins from the Bonus Game.

Gamble Feature

After every win, if you have not reached your gamble limit, you will be presented with the Gamble button in the game window. You can choose to Collect your wins or Gamble them to double or quadruple the amount.

If you choose to Gamble, a screen with a face down poker deck will appear. You will have to guess if the next card is a black or a red suit to double your win. After you make your choice, the card will be flipped and if your guess is right, you receive double the amount of your current win and you can choose to Collect it or Gamble it again. If you do not guess the right colour, you lose your current win.

Symbols	5x	4x	3x	2x
	2500 x Winning	1000 x Winning	100 x Winning	10 x Winning
	1000 x Winning	200 x Winning	30 x Winning	3 x Winning
	500 x Winning	150 x Winning	25 x Winning	2 x Winning
	300 x Winning	100 x Winning	20 x Winning	2 x Winning
	200 x Winning	75 x Winning	15 x Winning	-
	200 x Winning	75 x Winning	15 x Winning	-
	100 x Winning	50 x Winning	10 x Winning	-
	50 x Winning	25 x Winning	5 x Winning	-
	50 x Winning	25 x Winning	5 x Winning	-
	30 Free Spins with a possibility to multiply out of 3x	15 Additional Spins with a possibility to multiply out of 3x	3 Additional Spins with a possibility to multiply out of 3x	-
	From first till fifth reel: "Additional Game"			

2.13. A game „Golf Championship”

Help - Golf Championship Video Slot game has five spinning reels with symbols on them. Every time you spin the reels, they come to rest showing a random selection of 15 symbols in the game window. Certain combinations of symbols result in payouts.

You can choose up to 9 win lines (lines, for short) to place bets on and the amount you want to bet per line. For spinning the reels, you can use the Spin, the Bet Max buttons. When you use the Bet Max button, you override your current selection of lines and bet, and your bet is placed with the maximum of credits and lines available in the game.

Golf Championship Video Slot game is enhanced with a Wild symbol and a Scatter symbol. Three or more Scatter symbols will award you Free Spins. You can also choose to Gamble your wins and double or quadruple them.

How to play?

To play the game:

1. Choose your Bet by clicking on the - and + buttons next to the Bet/Line box. After selecting the maximum bet, clicking on the + button again will reset the bet amount back to the minimum. The amount of money you bet on every spin is your bet multiplied by the number of active lines chosen. This number will be displayed in the Bet box.
2. Choose the number of Lines you want to bet on by clicking on the - and + buttons next to the Lines box. The maximum amount of lines you can activate in this game is nine. After selecting the maximum number of lines available, clicking on the + button again will reset the line number back to one.
3. When you have made your selection of bet and lines, click on the Spin button to spin the reels. If the reels show a winning combination after they stop, you win according to the payout table.
4. You can also click on the Bet Max button to play the maximum of credits and lines allowed in the game. The maximum amount of lines in this game is nine. Beware that the reels will spin as soon as you click on the Bet Max button, without previous revision of the values or re confirmation of your action.
5. If you are not sure about your winning, click on the Payout button in the game window to see the win lines and winning combinations. If you win on multiple lines, your winnings are added up and the total amount earned is displayed in the Win box.
6. If you want to play again, press the “Collect” button. The amount you win shall be automatically added to the General Credit Account after you press the button “Collect”.
7. To play again with the same selection of lines and bet per line, click on the Spin button or change your selection of lines and bet per line following the How to Play instructions from the beginning.

Payout

Win Lines

In this game, you can activate a maximum of 9 win lines that follow the trajectories in the graphic below. You can also access this graphic by clicking on the Payout button in the game window.



Winning Combination

The winning symbols must appear consecutively one after another in a given win line for the win to be granted. All wins are paid left to right except for Scatters, which pay in any order of appearance. Only the highest win in a win line is paid. The Payout is calculated by multiplying your bet per line by the winning combinations obtained in the spin. The amount you win will be added to your total credits account by pressing the Collect button, or automatically if you are playing on Auto play mode. You can also choose to gamble your win.

The winning combinations are listed below. 'Bet' in this payout table refers to the amount you bet per line. 'Total Bet' refers to the total amount you bet in a spin.

Wild symbol

The Golf Cup symbol is a wild card and can take the value of all other symbols, except for the Scatter symbol, to complete a winning combination. All wins with a Wild symbol are doubled.

When you get more than 2 Wild symbols on a win line, they will pay according to the payout table, except for cases in which the Wild symbols complete a winning combination in that win line that pays higher than the Wild symbols combination alone. In that case, only the highest win will be paid.

Free Spins




The Golf Championship symbol is a Scatter symbol. When you get 2 Scatter symbols on the reels, you win double your total bet. If you get 3, 4 or 5 Scatter symbols on the reels, your total bet is multiplied according to the Payout table and you are awarded Free Spins. Free Spins can also award you more free spins. Free Spins come in bundles of 15.










Free Spins will use the same bet per line and lines values used in the spin that triggered this feature. All your wins during Free Spins are multiplied by 3. The Payouts are calculated by adding up all your wins during Free Spins. You can choose to gamble your total wins after you have used up your awarded free spins.

Gamble Feature

After every win, if you have not reached your gamble limit, you will be presented with the Gamble button in the game window. You can choose to Collect your wins or Gamble them to double or quadruple the amount.

If you choose to Gamble, a screen with a face down poker deck will appear. You will have to guess if the next card is a black or a red suit to double your win, or the suit of the next card: Spades, Hearts, Diamonds, and Clubs, to quadruple it. After you make your choice, the card will be flipped and if your guess is right you receive double or quadruple the amount of your current win and you can choose to Collect it or Gamble it again. If you do not guess the right colour or suit, you lose your current win.

Symbols	5x	4x	3x	2x
	10000 x Winning	2000 x Winning	200 x Winning	10 x Winning
	750 x Winning	100 x Winning	25 x Winning	3 x Winning
	750 x Winning	100 x Winning	25 x Winning	2 x Winning

	400 x Winning	100 x Winning	15 x Winning	-
	250 x Winning	75 x Winning	10 x Winning	-
	250 x Winning	50 x Winning	10 x Winning	-
	125 x Winning	50 x Winning	10 x Winning	-
	125 x Winning	50 x Winning	5 x Winning	-
	100 x Winning	25 x Winning	5 x Winning	-
	100 x Winning	25 x Winning	5 x Winning	-
	100 x Winning	25 x Winning	5 x Winning	-
	100 x Winning	25 x Winning	5 x Winning	2 x Winning
	500 x Total Winning + Additional Spins	20 x Total Winning + Additional Spins	5 x Total Winning + Additional Spins	2 x Total Winning

2.14. A game “Hammer of Thor”

Help - Hammer of Thor Video Slot game has five spinning reels with symbols on them. Every time you spin the reels, they come to rest showing a random selection of 15 symbols in the game window. Certain combinations of symbols result in payouts.

The game has nine fixed win lines and you choose the amount you want to bet. For spinning the reels, you can use the Spin, the Bet Max buttons. When you use the Bet Max button, you override your current bet selection, and your bet is placed at the maximum allowed in the game.

Hammer of Thor Video Slot game is enhanced with a Wild symbol and a Bonus Game. You can also choose to use the Gamble Feature to double your wins.

How to play?

To play the game:

1. Choose your Bet by clicking on the - and + buttons next to the Bet box. After selecting the maximum bet, clicking on the + button again will reset the bet amount back to the minimum.
2. When you have set your bet, click on the Spin button to spin the reels. If the reels show a winning combination after they stop, you win according to the payout table.
3. You can also click on the Bet Max button to play with the maximum bet allowed in the game. Beware that the reels will spin as soon as you click on the Bet Max button, without previous revision of the values or re confirmation of your action.
4. If you are not sure about your winning, click on the Payout button in the game window to see the payouts and winning combinations. If you win on multiple win lines, your winnings are added

up and the total amount earned is displayed in the Win box.

5. If you want to play again, press Collect. Your winning amount will be automatically added and transferred to your total credits account, which is displayed in the Credits box.

Payout

Win Lines

This game has 9 fixed win lines that follow the trajectories in the graphic below.






There is also a special Golden win line that appears randomly and any winning combinations on it will be paid double.

Winning Combination

The winning symbols must appear consecutively one after another in a given win line for the win to be granted. All wins are paid left to right, except for the Bonus symbols, which in this game pay in any order of appearance. Only the highest win in a win line is paid. The Payout is calculated by multiplying your bet by the winning combinations obtained in the spin. The amount you win shall be automatically added to the General Credit Account after you press the button “Collect”.

The winning combinations are listed below:

Symbols	5x	4x	3x
	500 x Winning	100 x Winning	20 x Winning
	200 x Winning	50 x Winning	15 x Winning
	100 x Winning	20 x Winning	10 x Winning
	100 x Winning	20 x Winning	10 x Winning
	60 x Winning	15 x Winning	5 x Winning

	60 x Winning	15 x Winning	5 x Winning
	50 x Winning	10 x Winning	5 x Winning
	40 x Winning	10 x Winning	2 x Winning
	40 x Winning	10 x Winning	2 x Winning
	20 x Winning	5 x Winning	1 x Winning
	20 x Winning	5 x Winning	1 x Winning

Special winning combinations are also paid: If three or more Skulls appear on a win line and one is Golden, the win is doubled. If one or more is a Crystal skull, the win triples. And if there are both Golden and Crystal skulls in the winning combination, the two multipliers are combined and your win is multiplied 6x times.

Wild symbol

The Thor symbol is a Wild symbol and can substitute for any other symbol in the game, except the Skulls and the Dragons, to help complete a winning combination.

Bonus Game

The Bonus Game is triggered when you get a Blue AND a Red Dragon anywhere on the reels. (Two Blue or two Red Dragon do NOT trigger the Bonus Game). When the game is triggered, you will have to choose one of the two Dragons. Your Dragon will fight the Dragon you did not choose and if it wins, you receive a Bonus prize with an extra multiplier of 3x or 4x. If your Dragon does not win, you receive a Bonus prize without an extra multiplier.

Gamble Feature

After every win, if you have not reached your gamble limit, you will be presented with the Gamble button in the game window. You can choose to Collect your wins or Gamble them to double the amount.

If you choose to gamble, a box with five reels and stars in them will appear. You will have to guess if

the next star to land on the reels will be black or red. After you choose a colour by clicking on one of the coloured boxes located on the sides of the box with the reels, the reels will spin and if your guess is right you will receive double the amount of your current win. If you do not guess the right colour, you lose your current win. A third possibility is that the star is golden, in which case you do not win double or lose your current win, and you can choose to Collect it or Gamble it again by guessing the colour of the next star in the reels. The same rules described above will apply again.

2.15. A game “Hot Blizzard”

Help – Hot Blizzard Video Slot game has five spinning reels with symbols on them. Every time you spin the reels, they come to rest showing a random selection of 15 symbols in the game window. Certain combinations of symbols result in payouts.

The game has 5 fixed win lines and you choose the amount you want to bet. For spinning the reels, you can use the Spin, the Bet Max buttons. When you use the Bet Max button, you override your current bet selection, and your bet is placed at the maximum allowed in the game.

Hot Blizzard Video Slot game is enhanced with a Wild symbol and a Scatter symbol that awards Free Spins. You can also choose to use the Gamble Feature to double your wins.

How to play?

To play the game:

1. Choose your Bet by clicking on the - and + buttons next to the Bet box. After selecting the maximum bet, clicking on the + button again will reset the bet amount back to the minimum.
2. When you have set your bet, click on the Spin button to spin the reels. If the reels show a winning combination after they stop, you win according to the payout table.
3. You can also click on the Bet Max button to play with the maximum bet allowed in the game. Beware that the reels will spin as soon as you click on the Bet Max button, without previous revision of the values or re confirmation of your action.
4. If you are not sure about your winning, click on the Payout button in the game window to see the payouts and winning combinations. If you win on multiple win lines, your winnings are added up and the total amount earned is displayed in the Win box.
5. If you want to play again, press Collect. Your winning amount will be automatically added and transferred to your total credits account, which is displayed in the Credits box.

Payout

Win Lines

This game has 5 fixed win lines that follow the trajectories in the graphic below.



Winning Combination

The winning symbols must appear consecutively one after another in a given win line for the win to be granted. All wins are paid left to right, except Scatters, which pay in any order of appearance. Only the highest win in a win line is paid. The Payout is calculated by multiplying your bet by the winning combinations obtained in the spin. The amount you win shall be automatically added to the General Credit Account after you press the button “Collect”.

The winning combinations are listed below

Wild symbol

The Blue Seven is the Wild symbol and can substitute for any other symbol in the game, except the Scatter symbol, to help complete winning combinations. If the Wild symbol appears in more than one

win line at a time, it substitutes for symbols on each win line separately and the winning combinations are separately paid. In such case, all wins are added together for you to Gamble or Collect your total win.

Free Spins

The Star is the Scatter symbol and awards you Free Spins with a 3x multiplier if you land 3, 4, or 5 on the reels. Free Spins come in bundles of 10, 20 and 30 and use the same bet value used in the spin that triggered the feature. Free Spins can be retrIGGERED. The Payouts are calculated by adding up all your wins during Free Spins.

Gamble Feature

If the Gamble Feature is available, the following rules apply: After every win, if you have not reached your gamble limit, you will be presented with the Gamble button in the game window. You can choose to Collect your wins or Gamble them to double the amount.

If you choose to Gamble, a screen with a face down poker deck will appear. You will have to guess if the next card is a black or a red suit. After you choose a colour, the card will be flipped and if your guess is right, you receive double the amount of your current win. If you do not guess the right colour, you lose your current win.

Symbols	5x	4x	3x	2x
	1000 x Winning	200 x Winning	20 x Winning	-
	100 x Winning	20 x Winning	10 x Winning	-
	50 x Winning	10 x Winning	5 x Winning	-
	50 x Winning	10 x Winning	5 x Winning	-
	20 x Winning	5 x Winning	2 x Winning	-
	20 x Winning	5 x Winning	2 x Winning	-

	20 x Winning	5 x Winning	2 x Winning	1 x Winning
	Additional Spins	Additional Spins	Additional Spins	-

2.16. A game “Jingle Bells”

Help – Jingle Bells Video Slot game has three spinning reels with symbols on them. Every time you spin the reels, they come to rest showing a random selection of nine symbols in the game window. Certain combinations of symbols result in payouts.

The game has 27 fixed win lines and you choose the amount you want to bet. For spinning the reels, you can use the Spin, the Bet Max buttons. When you use the Bet Max button, you override your current bet selection, and your bet is placed at the maximum allowed in the game.

Jingle Bells Video Slot game is enhanced with a Wild symbol and a Scatter symbol that triggers a Bonus Feature.

How to play?

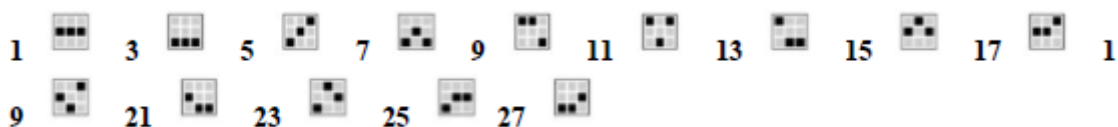
To play the game:

1. Choose your Bet by clicking on the - and + buttons next to the Bet box. After selecting the maximum bet, clicking on the + button again will reset the bet amount back to the minimum.
2. When you have set your bet, click on the Spin button to spin the reels. If the reels show a winning combination after they stop, you win according to the payout table.
3. You can also click on the Bet Max button to play with the maximum bet allowed in the game. Beware that the reels will spin as soon as you click on the Bet Max button, without previous revision of the values or re confirmation of your action.
4. If you are not sure about your winning, click on the Payout button in the game window to see the payouts and winning combinations. If you win on multiple win lines, your winnings are added up and the total amount earned is displayed in the Win box.
5. If you want to play again, press Collect. Your winning amount will be added automatically to your total credits account, which is displayed in the Credits box.

Payout

Win Lines

This game has 27 fixed win lines that follow the trajectories in the graphic below.



Winning Combination

Only three-of-a-kind combinations are paid in this game. The Payout is calculated by multiplying your bet by the winning combinations obtained in the spin. The amount you win shall be automatically added to the General Credit Account after you press the button “Collect”.

The winning combinations are listed below.

Wild symbol

The Jester is a Wild card and can substitute for any other symbol, except the Scatter, to help complete a winning combination. When you land 3 Wild symbols consecutively on a win line, they will pay according to the payout table.

Bonus Feature

The Jingle Bells are the Scatter symbol and trigger a Bonus Feature if you land three on the reels. When the bonus feature is triggered, the screen will show two sets of Jingle Bells: one has an undisclosed amount of cash that you would automatically receive as a bonus, and the second has an undisclosed number of free spins. Choose the bonus award of your preference and click on it. If you choose Free Spins, any wins will be added automatically as you play your spins and the final amount will be transferred to your credits account at the end of the Free Spins.

Symbols	
	3x 50 x Winning
	10 x Winning
	8 x Winning
	6 x Winning
	5 x Winning
	4 x Winning
	3 x Winning

2.17. A game „Luna Park“

Help – Luna Park Video Slot game has five spinning reels with symbols on them. Every time you spin the reels, they come to rest showing a random selection of 15 symbols in the game window. Certain combinations of symbols result in payouts.

You can choose up to nine win lines (lines, for short) to place bets on and the amount you want to bet per line. For spinning the reels, you can use the Spin, the Bet Max buttons. When you use the Bet Max button, you override your current selection of lines and bet, and your bet is placed with the maximum of credits and lines available in the game.

Luna Park Video Slot game is enhanced with a Wild symbol, and a Scatter symbol, which will award you Free Spins. You can also choose to gamble your wins.

How to play?

To play the game:

1. Choose your Bet by clicking on the - and + buttons next to the Bet/Line box. After selecting the maximum bet, clicking on the + button again will reset the bet amount back to the minimum. The amount of money you bet on every spin is your bet multiplied by the number of active lines chosen. This number will be displayed in the Bet box.
2. Choose the number of Lines you want to bet on by clicking on the - and + buttons next to the Lines box. The maximum amount of lines you can activate in this game is 9. After selecting the maximum number of lines available, clicking on the + button again will reset the line number back to one.
3. When you have made your selection of bet and lines, click on the Spin button to spin the reels. If the reels show a winning combination after they stop, you win according to the payout table.
4. You can also click on the Bet Max button to play the maximum of credits and lines allowed in the game. The maximum amount of lines in this game is nine. Beware that the reels will spin as soon as you click on the Bet Max button, without previous revision of the values or reconfirmation of your action.
5. If you are not sure about your winning, click on the Payout button in the game window to see the win lines and winning combinations. If you win on multiple lines, your winnings are added up and the total amount earned is displayed in the Win box.
6. You can choose to Gamble or Collect your win. Pressing the Gamble button will open the Gamble feature. If you win, you can choose to Collect your win amount and it will be added automatically to your total credits account which is displayed in the Credits box, or you can choose to Gamble it again.
7. To play again with the same selection of lines and bet per line, click on the Spin button or change your selection of lines and bet per line following the How to Play instructions from the beginning.

Payout

Win Lines

In this game, you can activate a maximum of 9 win lines that follow the trajectories in the graphic below.



You can also access this graphic by clicking on the Payout button in the game window.

Winning Combination

The winning symbols must appear consecutively one after another in a given win line for the win to be granted. All wins are paid left to right except for Scatters, which pay in any order of appearance. Only the highest win in a win line is paid. The Payout is calculated by multiplying your bet per line by the winning combinations obtained in the spin. The amount you win shall be automatically added to the General Credit Account after you press the button "Collect".

The winning combinations are listed below. 'Bet' in this payout table refers to the amount you bet per

line. 'Total Bet' refers to the total amount you bet in a spin.

Wild symbol

The Wheel symbol is a wild card and can take the value of all other symbols, except for the Scatter, to complete a winning combination.

When you get 2 or more Wild symbols consecutively on a win line, they will pay according to the payout table, except for cases in which the Wild symbols complete a winning combination in that win line that pays higher than the Wild symbols combination alone. In that case, only the highest win will be paid.

Free Spins

The Luna Park symbol is a Scatter symbol. When you get 2 Scatter symbols on the reels, you win double your total bet. If you get 3, 4, or 5 Scatter symbols on the reels, your total bet is multiplied according to the Payout table and you are awarded Free Spins with a 2x multiplier. Free Spins can also award you more free spins. Free Spins come in bundles of 10.

Free Spins will use the same bet per line and lines values used in the spin that triggered this feature. The Payouts are calculated by adding up all your wins during Free Spins. You can choose to gamble your total wins after you have used up your awarded free spins.

Gamble Feature

After every win, if you have not reached your gamble limit, you will be presented with the Gamble button in the game window. You can choose to Collect your wins or Gamble them to double the amount.

If you choose to Gamble, a screen with a face down poker deck will appear. You will have to guess if the next card is a black or a red suit to double your win. After you make your choice, the card will be flipped and if your guess is right, you receive double the amount of your current win and you can choose to Collect it or Gamble it again. If you do not guess the right colour, you lose your current win.

Symbols	5x	4x	3x	2x
	5000 x Winning	2000 x Winning	500 x Winning	25 x Winning
	500 x Winning	160 x Winning	40 x Winning	5 x Winning
	300 x Winning	80 x Winning	20 x Winning	3 x Winning
	300 x Winning	80 x Winning	20 x Winning	2 x Winning
	200 x Winning	60 x Winning	15 x Winning	2 x Winning
	200 x Winning	60 x Winning	15 x Winning	2 x Winning
	100 x Winning	40 x Winning	10 x Winning	-

	100 x Winning	40 x Winning	10 x Winning	-
	100 x Winning	40 x Winning	10 x Winning	-
	80 x Winning	30 x Winning	5 x Winning	-
	80 x Winning	30 x Winning	5 x Winning	-
	50 x Winning	20 x Winning	5 x Winning	-
	50 x Winning	20 x Winning	5 x Winning	-
	50 x Winning	20 x Winning	5 x Winning	-
	100 x Total Win + Additional Spins	10 x Total Win + Additional Spins	3 x Total Win + Additional Spins	2 x Total Win

2.18. A game "Middle Earth"

Help – Middle Earth Video Slot game has five spinning reels with symbols on them. Every time you spin the reels, they come to rest showing a random selection of 15 symbols in the game window. Certain combinations of symbols result in payouts.

You can choose up to 9 win lines (lines, for short) to place bets on and the amount you want to bet per line. For spinning the reels, you can use the Spin, the Bet Max buttons. When you use the Bet Max button, you override your current selection of lines and bet, and your bet is placed with the maximum of credits and lines available in the game.

Middle Earth Video Slot game is enhanced with a Wild symbol and a Scatter symbol. The Scatter symbol will award you Free Spins with a different random multiplier every time. You can also choose to gamble to double or quadruple your wins.

How to play?

To play the game:

1. Choose your Bet by clicking on the - and + buttons next to the Bet/Line box. After selecting the maximum bet, clicking on the + button again will reset the bet amount back to the minimum. The amount of money you bet on every spin is your bet multiplied by the number of active lines chosen. This number will be displayed in the Bet box.
2. Choose the number of Lines you want to bet on by clicking on the - and + buttons next to the Lines box. The maximum amount of lines you can activate in this game is 9. After selecting the maximum number of lines available, clicking on the + button again will reset the line number back to one.
3. When you have made your selection of bet and lines, click on the Spin button to spin the reels. If the reels show a winning combination after they stop, you win according to the payout table.
4. You can also click on the Bet Max button to play the maximum of credits and lines allowed in the game. The maximum amount of lines in this game is nine. Beware that the reels will spin as

soon as you click on the Bet Max button, without previous revision of the values or reconfirmation of your action.

5. If you are not sure about your winning, click on the Payout button in the game window to see the win lines and winning combinations. If you win on multiple lines, your winnings are added up and the total amount earned is displayed in the Win box.
6. You can choose to Gamble or Collect your win. Pressing the Gamble button will open the Gamble feature. If you win, you can choose to Collect your win amount and it will be added automatically to your total credits account which is displayed in the Credits box, or you can choose to Gamble it again.
7. To play again with the same selection of lines and bet per line, click on the Spin button or change your selection of lines and bet per line following the How to Play instructions from the beginning.

Payout

Win Lines

In this game, you can activate a maximum of nine win lines that follow the trajectories in the graphic below.



You can also access this graphic by clicking on the Payout button in the game window.

Winning Combination

The winning symbols must appear consecutively one after another in a given win line for the win to be granted. All wins are paid left to right except for Scatters, which pay in any order of appearance. Only the highest win in a win line is paid. The Payout is calculated by multiplying your bet per line by the winning combinations obtained in the spin. The amount you win shall be automatically added to the General Credit Account after you press the button “Collect”. You can also choose to gamble your wins.

The winning combinations are listed below. ‘Bet’ in this payout table refers to the amount you bet per line. ‘Level’ refers to the total amount you play in a round.

Wild symbol

In the regular game, the Ring symbol is the wild card and can take the value of all other symbols, except the Scatter symbol, to complete a winning combination.

During Free Spins only, the Princess symbol is also a wild card and can substitute for any other symbol except Scatter.

When you get more than 2 Wild symbols on a win line, they will pay according to the payout table, except for cases in which the Wild symbols complete a winning combination in that win line that pays higher than the Wild symbols combination alone. In that case, only the highest win will be paid.

Free Spins

The Wizard symbol is the Scatter symbol. When you get 2 Scatter symbols on the reels, you win your total bet amount. If you get 3, 4 or 5 Scatter symbols on the reels, your total bet is multiplied according to the Payout table and you are awarded 10 Free Spins with a different random multiplier every time ranging from 1 to 5 times your wins.

During Free Spins, besides the regular Wild symbol, the Princess symbol is also a wild card. When you get more than 2 Wild symbols on a win line, they will pay according to the payout table, except for cases in which the Wild symbols complete a winning combination in that win line that pays higher than the Wild symbols combination alone. In that case, only the highest win will be paid.

Free Spins will use the same bet per line and lines values used in the spin that triggered this feature. The Payouts are calculated by adding up all your wins during Free Spins. Free Spins can also award you more free spins. You can choose to gamble your total wins after you have used up your awarded free spins.

Gamble Feature

After every win, if you have not reached your gamble limit, you will be presented with the Gamble button in the game window. You can choose to Collect your wins or Gamble them to double or quadruple the amount.

If you choose to Gamble, a screen with a face down poker deck will appear. You will have to guess if the next card is a black or a red suit to double your win, or the suit of the next card: Spades, Hearts, Diamonds, and Clubs, to quadruple it. After you make your choice, the card will be flipped and if your guess is right you receive double or quadruple the amount of your current win and you can choose to Collect it or Gamble it again. If you do not guess the right colour or suit, you lose your current win.

Symbols	5x	4x	3x	2x
	10000 x Winning	1000 x Winning	100 x Winning	10 x Winning
	300 x Winning	75 x Winning	30 x Winning	3 x Winning
	100 x Total Winning + Additional Spins	25 x Total Winning + Additional Spins	5 x Total Winning + Additional Spins	1 x Total Winning
	200 x Winning	50 x Winning	20 x Winning	3 x Winning
	200 x Winning	50 x Winning	30 x Winning	3 x Winning
	150 x Winning	40 x Winning	15 x Winning	2 x Winning
	150 x Winning	40 x Winning	15 x Winning	2 x Winning
	100 x Winning	30 x Winning	10 x Winning	-
	100 x Winning	30 x Winning	10 x Winning	-
	50 x Winning	20 x Winning	5 x Winning	-
	50 x Winning	20 x Winning	5 x Winning	-
	50 x Winning	20 x Winning	5 x Winning	2 x Winning

2.19. A game “Royal double”

Help – Royal Double Video Slot game has three spinning reels with symbols on them. Every time you spin the reels, they come to rest showing a random selection of 9 symbols in the game window. Certain combinations of symbols result in payouts.

The game has 27 fixed win lines and you choose the amount you want to bet. For spinning the reels, you can use the Spin, the Bet Max. When you use the Bet Max button, you override your current bet selection, and your bet is placed at the maximum allowed in the game.

Royal Double Video Slot game is enhanced with a Wild symbol, a Bonus Feature, Free Spins, and the Gamble feature. It also has x2 Symbols that double your win when they are part of a winning combination.

How to play?

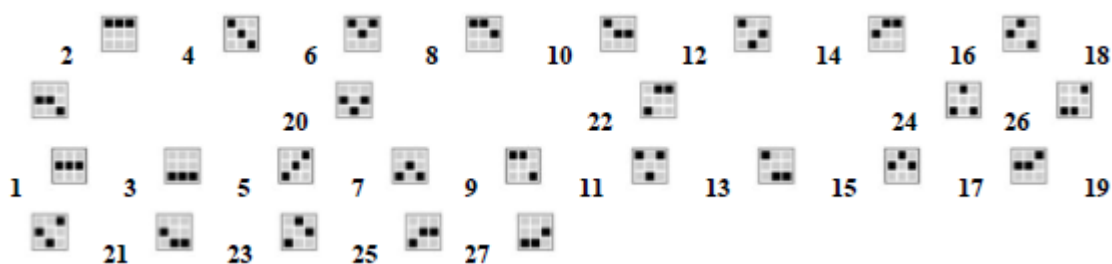
To play the game:

1. Choose your Bet by clicking on the - and + buttons next to the Bet box. After selecting the maximum bet, clicking on the + button again will reset the bet amount back to the minimum.
2. When you have set your bet, click on the Spin button to spin the reels. If the reels show a winning combination after they stop, you win according to the payout table.
3. You can also click on the Bet Max button to play with the maximum bet allowed in the game. Beware that the reels will spin as soon as you click on the Bet Max button, without previous revision of the values or re confirmation of your action.
4. If you are not sure about your winning, click on the Payout button in the game window to see the payouts and winning combinations. If you win on multiple win lines, your winnings are added up and the total amount earned is displayed in the Win box.
5. If you want to play again, press Collect. Your winning amount will be added automatically to your total credits account, which is displayed in the Credits box.

Payout

Win Lines

This game has 27 fixed win lines that follow the trajectories in the graphic below.



Winning Combination

Only three-of-a-kind combinations are paid in this game. The Payout is calculated by multiplying your bet by the winning combinations obtained in the spin. The amount you win shall be automatically added to the General Credit Account after you press the button "Collect".

The winning combinations are listed below:



Wild Symbol

The Jester is a Wild card and can substitute for any other symbol, except the Bells and the Sevens, to help complete a winning combination. When you land 3 Wild symbols consecutively on a win line, they will pay according to the payout table.

Bonus Feature



Three 7s trigger a random Bonus Mystery Prize. If you land three on the reels, they will grant you a random mystery prize that ranges between 25 and 100 times your bet.

Free Spins



Three Bells award you a random number of Free Spins. They come in bundles of up to 40 Free Spins and they use the same bet value used in the spin that triggered this feature. Free




Spins do not award more Free Spins. The Payouts are calculated by adding up all your wins during Free Spins.

Gamble Feature

After every win, if you have not reached your gamble limit, you will be presented with the Gamble button in the game window. You can choose to Collect your wins or Gamble them to double the amount.

If you choose to Gamble, the two sides of a coin will be presented to you. You will have to guess whether the coin will land on heads or tails. After you choose a side by clicking on one of them, the symbol with the side it landed on will blink and if your guess is right, you will receive double the amount of your current win. If your guess is not correct, you lose your current win.

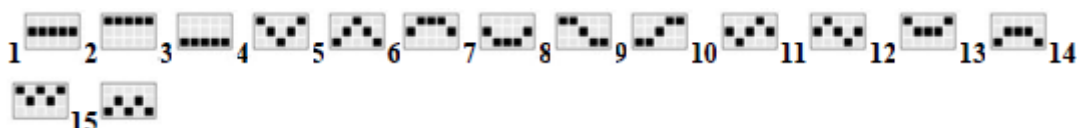
Symbols	Winning
	Mysterious Winning 25 – 100 x Winning
	Up to 40 Additional Spins
	50 x Winning
	8 x Winning
	5 x Winning
	4 x Winning

	3 x Winning
	2 x Winning
	1 x Winning

2.20. A game “Savannah King”

Help – Savannah King Video Slot game has five spinning reels with symbols on them. Every time you spin the reels, they come to rest showing a random selection of 15 symbols in the game window. Certain combinations of symbols result in payouts.

You can choose up to 15 win lines (lines, for short) to place bets on and the amount you want to bet per line.



For spinning the reels, you can use the Spin, the Bet Max buttons. When you use the Bet Max button, you override your current selection of lines and bet, and your bet is placed with the maximum of credits and lines available in the game.

Savannah King Video Slot game is enhanced with a regular Wild symbol and a Scatter symbol that will award you Free Spins with an x2 multiplier and a second Wild Symbol that only appears during this feature and doubles your wins. The Special Wild symbol appears only on the 2nd, 3rd, and 4th reels.

How to play?

To play a game:

1. Choose your Bet by clicking on the - and + buttons next to the Bet box. After selecting the maximum bet, clicking on the + button again will reset the bet amount back to the minimum.
2. When you have set your bet, click on the Spin button to spin the reels. If the reels show a winning combination after they stop, you win according to the payout table.
3. You can also click on the Bet Max button to play with the maximum bet allowed in the game. Beware that the reels will spin as soon as you click on the Bet Max button, without previous revision of the values or re confirmation of your action.
4. If you are not sure about your winning, click on the Payout button in the game window to see the payouts and winning combinations. If you win on multiple win lines, your winnings are added up and the total amount earned is displayed in the Win box.
5. If you want to play again, press Collect. Your winning amount will be automatically added and transferred to your total credits account, which is displayed in the Credits box.
6. If you want to play again, press Collect. Your winning amount will be added automatically to your total credits account, which is displayed in the Credits box.

2.21. A game “Sky Barons”

Help – Sky Barons Video Slot game has five spinning reels with symbols on them. Every time you spin the reels, they come to rest showing a random selection of 15 symbols in the game window. Certain combinations of symbols result in payouts.

You can choose up to 15 win lines (lines, for short) to place bets on and the amount you want to bet per line. For spinning the reels, you can use the Spin, the Bet Max buttons. When you use the Bet Max button, you override your current selection of lines and bet, and your bet is placed with the maximum of credits and lines allowed in the game.

Sky Barons Video Slot game is enhanced with a Wild symbol and a Scatter symbol that triggers 12 Free Spins with an increasing multiplier.

How to play?

To play a game:

1. Choose your Bet by clicking on the - and + buttons next to the Bet/Line box. After you have selected the maximum bet, clicking on the + button again will reset the bet amount back to the minimum. The amount of money you bet on every spin is your bet multiplied by the number of active lines chosen. This number will be displayed in the Bet box.
2. Choose the number of Lines you want to bet on by clicking on the - and + buttons next to the Lines box. The maximum amount of lines available in this game is 15. After you have selected the maximum number of lines available, clicking on the + button again will reset the line number back to 1.
3. When you have made your selection of bet and lines, click on the Spin button to spin the reels. If the reels show a winning combination after they stop, you win according to the payout table.
4. You can also click on the Bet Max button to play the maximum of credits and lines allowed in the game. The maximum amount of lines available in this game is 15. Beware that the reels will spin as soon as you click on the Bet Max button, without previous revision of the values or re confirmation of your action.
5. If you are not sure about your winning, click on the Payout button in the game window to see the win lines and winning combinations. If you win on multiple lines, your winnings are added up and the total amount earned is displayed in the Win box.

Gamble Feature

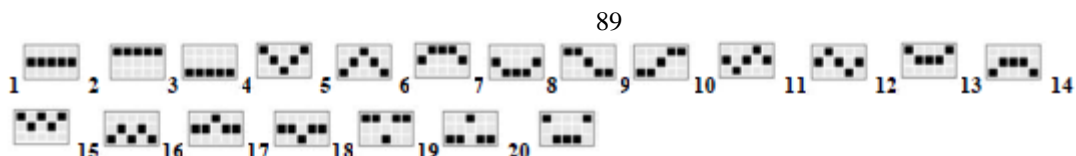
If the Gamble Feature is available, the following rules apply: After every win, if you have not reached the Gamble limit, you will be presented with the Gamble button in the game window. You can choose to Collect your wins or Gamble them for double or nothing.

If you choose to gamble, a screen with a face down poker deck will appear. You will have to guess if the next card is a black or a red suit to double your win. After you make your choice, the card will be flipped and if your guess is right, you receive double the amount of your current win and you can choose to Collect it or Gamble it again. If you do not guess the right colour, you lose your current win.

2.22. A game “Thrones of Persia”

Help – Thrones of Persia Video Slot game has five spinning reels with symbols on them. Every time you spin the reels, they come to rest showing a random selection of 15 symbols in the game window. Certain combinations of symbols result in payouts.

You can choose up to 20 win lines (lines, for short) to place bets on and the amount you want to bet per line.



For spinning the reels, you can use the Spin, the Bet Max buttons. When you use the Bet Max button, you override your current selection of lines and bet, and your bet

Is placed with the maximum of credits and lines allowed in the game.

Thrones of Persia Video Slot game is enhanced with a Wild symbol and a Scatter symbol. When three or more Scatters land on reels, they trigger Ziggurat Bonus. The Ziggurat Bonus allows the player to build up the number of free spins and the size of the bonus multiplier that he will enjoy in the Free Spin Bonus that follows after Ziggurat Bonus.

How to play?

To play the game:

1. Choose your Bet by clicking on the - and + buttons next to the Bet/Line box. After you have selected the maximum bet, clicking on the + button again will reset the bet amount back to the minimum. The amount of money you bet on every spin is your bet multiplied by the number of active lines chosen. This number will be displayed in the Bet box.
2. Choose the number of Lines you want to bet on by clicking on the - and + buttons next to the Lines box. The maximum amount of lines available in this game is 20.
3. When you have made your selection of bet and lines, click on the Spin button to spin the reels. If the reels show a winning combination after they stop, you win according to the payout table.
4. You can also click on the Bet Max button to play the maximum of credits and lines allowed in the game. There are no more than 15 lines in this game. Beware that the reels will spin as soon as you click on the Bet Max button, without previous revision of the values or re confirmation of your action.
5. If you are not sure about your winning, click on the Payout button in the game window to see the win lines and winning combinations. If you win on multiple lines, your winnings are added up and the total amount earned is displayed in the Win box.

Free Spins

The payout table for free spins is the same as for the regular game with one exception: three or more scatter symbols on the reels will award the player only the cash win. The bonus multiplier does not apply to the top award (5 x Wild). For all other winning outcomes during a free spin, the payout table awards are multiplied by the bonus multiplier. After the last free spin, if the players had one or more winning outcomes

In the bonus, the total of all awards is displayed. All bets and lines played are the same as in the game, which started the feature. Gamble feature is not allowed during free spin feature. Free spin win amount is calculated as sum of all wins during free spin plus scatter win, which triggered free spin. Free spin win amount can be gambled in gamble feature after free spin. During free spins is on reels presented Extra Wild symbol (Cyrus on throne) which acts as joker. If win combination contains at least one Extra Wild symbol, win is doubled.

Gamble Feature

If the Gamble Feature is available, the following rules apply: After every win, if you have not reached your gamble limit, you will be presented with the Gamble button in the game window. You can choose to Collect your wins or Gamble them to double the amount.

If you choose to Gamble, a screen with a face down poker card will appear. You will have to guess if the next card is a black or a red suit. After you choose a colour, the card will be flipped and if your

guess is right, you receive double the amount of your current win. If you do not guess the right colour, you lose your current win.

2.23. A game “Wheel of Luck”

Help – Wheel of Luck Video Slot game has five spinning reels with symbols on them. Every time you spin the reels, they come to rest showing a random selection of 15 symbols in the game window. Certain combinations of symbols result in payouts.

You can choose up to 25 win lines (lines, for short) to place bets on and the amount you want to bet per line. For spinning the reels, you can use the Spin, the Bet Max buttons. When you use the Bet Max button, you override your current selection of lines and bet, and your bet is placed with the maximum lines and bet per line available in the game.

Wheel of Luck Video Slot game is enhanced with a Wild symbol, a Scatter symbol, and a Bonus symbol. The Scatter symbol will give you Scatter wins and the Bonus symbol will trigger a Bonus Game.

How to play?

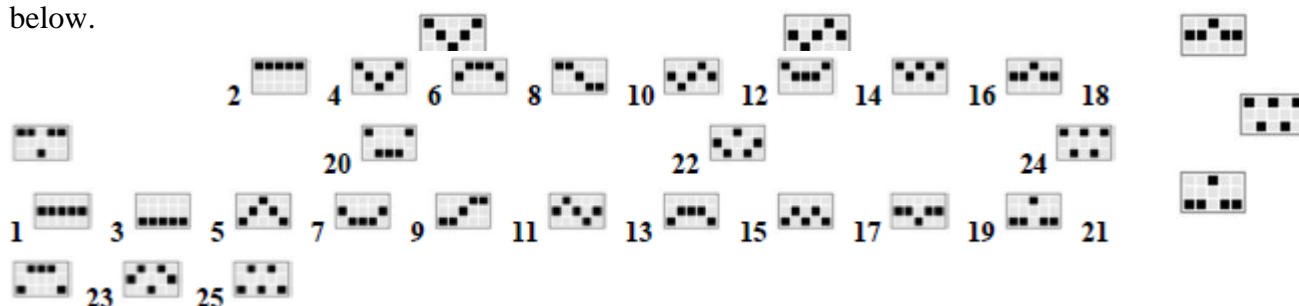
To play the game:

1. Choose your Bet by clicking on the - and + buttons next to the Bet/Line box. After you have selected the maximum bet, clicking on the + button again will reset the bet amount back to the minimum. The amount of money you bet on every spin is your bet multiplied by the number of active lines chosen. This number will be displayed in the Bet box.
2. Choose the number of Lines you want to bet on by clicking on the - and + buttons next to the Lines box. The maximum amount of lines you can activate in this game is 25. After you have selected the maximum number of lines available, clicking on the + button again will reset the line number back to one.
3. After you have made your selection of bet and lines, click on the Spin button to spin the reels. If the reels show a winning combination after they stop, you win according to the payout table.
4. You can also click on the Bet Max button to play the maximum of credits and lines allowed in the game. The maximum amount of lines you can activate in this game is 25. Beware that the reels will spin as soon as you click on the Bet Max button, without previous revision of the values or reconfirmation of your action.
5. If you are not sure about your winning, click on the Payout button in the game window to see the win lines and winning combinations. If you win on multiple lines, your winnings are added up and the total amount earned is displayed in the Win box.
6. To play again with the same selection of lines and bet per line, click on the Spin or Auto play buttons, or change your selection of lines and bet per line following the How to Play instructions from the beginning.

Payout

Win Lines

In this game, you can activate a maximum of 25 win lines that follow the trajectories in the graphic below.



You can also access this graphic by clicking on the Payout button in the game window.

Winning Combination

The winning symbols must appear consecutively one after another in a given win line for the win to be granted. All wins are paid left to right except for the Scatter symbol, which pays in any order of appearance. Only the highest win in a win line is paid. The Payout is calculated by multiplying your bet per line by the winning combinations obtained in that spin. The amount you win shall be automatically added to the General Credit Account after you press the button "Collect". You can also choose to gamble from your winnings.

The winning combinations are listed below. 'Bet' in this Payout table refers to your bet per line. 'Total Bet' refers to your total bet in a spin.

Wild symbol

The Wheel of Luck symbol is a wild card and can take the value of all other symbols, except the Scatter and the Bonus symbols, to complete a winning combination.

When you get 2 or more Wild symbols on a win line, they will pay according to the payout table, except for cases in which the Wild symbols help complete a winning combination in that win line that pays higher than the Wild symbols combination alone. In that case, only the highest win will be paid.

„Scatter” Wins

The Gold symbol is the Scatter symbol. If 2, 3, 4, or 5 Scatter symbols are shown anywhere on the reels after a spin, your Total Bet is multiplied according to the following table:

Symbols	5x	4x	3x	2x
	10000 x Winning	1000 x Winning	100 x Winning	10 x Winning
	1000 x Winning	200 x Winning	50 x Winning	5 x Winning
	600 x Winning	150 x Winning	30 x Winning	3 x Winning
	400 x Winning	100 x Winning	20 x Winning	3 x Winning
	300 x Winning	75 x Winning	10 x Winning	-
	300 x Winning	75 x Winning	10 x Winning	-
	200 x Winning	50 x Winning	10 x Winning	-
	200 x Winning	50 x Winning	10 x Winning	-

	100 x Winning	30 x Winning	5 x Winning	-
	100 x Winning	30 x Winning	5 x Winning	-
	50 x Winning	20 x Winning	5 x Winning	2 x Winning
	50 x Winning	20 x Winning	5 x Winning	2 x Winning
	Spin the Wheel of Wealth	Additional Game	Additional Game	-
	100 x Total Win	25 x Total Win	5 x Total Win	2 x Total Win

Bonus Game

3 or more Bonus symbols on an active win line trigger the Wheel of Wealth Bonus Game. Unlike all other win line combinations, the Bonus symbols do not need to be aligned to the left, but can appear in any order on the win line for the Bonus Game to be triggered.

The game will start with a screen showing 15 Bonus Symbols. You will have to choose one to reveal its hidden value. You may receive a credit award or the chance to spin the Wheel of Wealth. If you get a credit award, the amount will be instantly added to your credit account and you will be able to see the awards hidden in all other 14 Bonus symbols. The higher the number of Bonus symbols that trigger the Bonus Game, the higher your chance to get a spin of the Wheel of Wealth. If the Bonus Game is triggered with five Bonus symbols, you will be automatically taken to spin the Wheel of Wealth.

To play the Wheel of Wealth, you will have to click on the Spin button and wait until the Wheel of Wealth stops. The Wheel of Wealth has 20 spaces labelled with different multipliers. The multiplier the Wheel of Wealth lands on will be applied to your bet per line and the resulting amount is your Bonus win.

2.24. A game “Wild Pearl”

Help – Wild Pearl Video Slot game has five spinning reels with symbols on them. Every time you spin the reels, they come to rest showing a random selection of 15 symbols in the game window. Certain combinations of symbols result in payouts.

You can choose up to nine win lines (lines, for short) to place bets on and the amount you want to bet per line.



For spinning the reels, you can use the Spin, the Bet Max buttons. When you use the Bet Max button, you override your current selection of lines and bet, and your bet is placed with the maximum of credits and lines allowed in the game.

Wild Pearl Video Slot game is enhanced with a Wild symbol and a Scatter symbol that triggers 15 retriggerable Free Spins with a 3x multiplier.

How to play?

To play a game:

1. Choose your Bet by clicking on the - and + buttons next to the Bet/Line box. After you have selected the maximum bet, clicking on the + button again will reset the bet amount back to the minimum. The amount of money you bet on every spin is your bet multiplied by the number of active lines chosen. This number will be displayed in the Bet box.
2. Choose the number of Lines you want to bet on by clicking on the - and + buttons next to the Lines box. The maximum amount of lines available in this game is 9. After you have selected the maximum number of lines available, clicking on the + button again will reset the line number back to 1.
3. When you have made your selection of bet and lines, click on the Spin button to spin the reels. If the reels show a winning combination after they stop, you win according to the payout table.
4. You can also click on the Bet Max button to play the maximum of credits and lines allowed in the game. The maximum amount of lines available in this game is 9. Beware that the reels will spin as soon as you click on the Bet Max button, without previous revision of the values or re confirmation of your action.
5. If you are not sure about your winning, click on the Payout button in the game window to see the win lines and winning combinations. If you win on multiple lines, your winnings are added up and the total amount earned is displayed in the Win box.

Gamble Feature

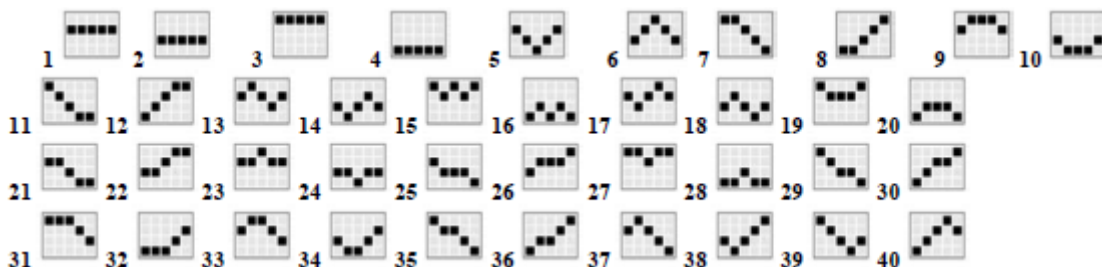
If the Gamble Feature is available, the following rules apply: After every win, if you have not reached the Gamble limit, you will be presented with the Gamble button in the game window. You can choose to Collect your wins or Gamble them for double or nothing.

If you choose to gamble, a screen with a face down poker deck will appear. You will have to guess if the next card is a black or a red suit to double your win. After you make your choice, the card will be flipped and if your guess is right, you receive double the amount of your current win and you can choose to Collect it or Gamble it again. If you do not guess the right colour, you lose your current win.

2.25. A game "Wild Sierra"

Help – Wild Sierra Video Slot game has five spinning reels with symbols on them. Every time you spin the reels, they come to rest showing a random selection of 20 symbols in the game window. Certain combinations of symbols result in payouts.

You can choose up to 40 win lines (lines, for short) to place bets on and the amount you want to bet per line. For spinning the reels, you can use the Spin, the Bet Max buttons. When you use the Bet Max button, you override your current selection of lines and bet per line, and you play with the maximum bet and lines allowed in the game.



Wild Sierra Video Slot game is enhanced with a Wild symbol, and a Scatter symbol, which will award you Free Spins.

How to play?






To play a game:





1. Choose your Bet by clicking on the - and + buttons next to the Bet/Line box. After selecting the maximum bet, clicking on the + button again will reset the bet amount back to the minimum. The amount of money you bet on every spin is your bet multiplied by the number of active lines chosen. This number will be displayed in the Bet box.
2. Choose the number of Lines you want to bet on by clicking on the - and + buttons next to the Lines box. The maximum amount of lines you can activate in this game is 40. After selecting the maximum number of lines available, clicking on the + button again will reset the line number back to one.
3. When you have made your selection of bet and lines, click on the Spin button to spin the reels. If the reels show a winning combination after they stop, you win according to the payout table.
4. You can also click on the Bet Max button to play the maximum of credits and lines allowed in the game. The maximum amount of lines in this game is 40. Beware that the reels will spin as soon as you click on the Bet Max button, without previous revision of the values or reconfirmation of your action.
5. If you are not sure about your winning, click on the Payout button in the game window to see the win lines and winning combinations. If you win on multiple lines, your winnings are added up and the total amount earned is displayed in the Win box.
6. To play again with the same selection of lines and bet per line, click on the Spin or Auto play buttons, or change your selection of lines and bet per line following the How to Play instructions from the beginning.

Payout

Win Lines

In this game, you can activate a maximum of 40 win lines that follow the trajectories in the graphic below. You can also access this graphic by clicking on the Payout button in the game window (below).

Symbols	5x	4x	3x	2x	Total Win + Additional Spins
	-	-	-	-	-
	1000 x Winning	200 x Winning	50 x Winning	-	-
	500 x Winning	100 x Winning	25 x Winning	-	-
	500 x Winning	100 x Winning	25 x Winning	-	-
	200 x Winning	75 x Winning	20 x Winning	-	-
	200 x Winning	75 x Winning	20 x Winning	-	-
	150 x Winning	50 x Winning	5 x Winning	-	-
	150 x Winning	50 x Winning	5 x Winning	-	-

	100 x Winning	20 x Winning	5 x Winning
	100 x Winning	20 x Winning	5 x Winning
	100 x Winning	20 x Winning	5 x Winning
	100 x Winning	20 x Winning	5 x Winning

Winning Combination

The winning symbols must appear consecutively one after another in a given win line for the win to be granted. All wins are paid left to right except for Scatters, which pay in any order of appearance. Only the highest win in a win line is paid. The Payout is calculated by multiplying your bet per line by the winning combinations obtained in the spin. The amount you win shall be automatically added to the General Credit Account after you press the button “Collect”. You can also choose to gamble from your winnings.

The winning combinations are listed below. ‘Bet’ in this payout table refers to your bet per line. ‘Total Bet’ refers to the total amount you bet in a spin.

Wild symbol

The Wild Sierra symbol is a wild card and can take the value of all other symbols, except for the Scatter, to complete a winning combination.

When you get 3 or more Wild symbols consecutively on a win line, they will pay according to the payout table, except for cases in which the Wild symbols help complete a winning combination in that win line that pays higher than the Wild symbols combination alone. In that case, only the highest win will be paid.

Free spins

The Tree of Life symbol is a Scatter symbol. When you get 3 Scatter symbols on the reels, you win double your total bet and you are awarded Free Spins. The Scatter symbol appears only on the 2nd, 3rd, and 4th reels. Free Spins come in bundles of 5 and they use the same bet per line and lines values used in the spin that triggered this feature. The Payouts are calculated by adding up all your wins during Free Spins.

2.26. A game „Wonders of the Ancient World”

Help – Wonders of the Ancient World Video Slot game has five spinning reels with symbols on them. Every time you spin the reels, they come to rest showing a random selection of 15 symbols in the game window. Certain combinations of symbols result in payouts.

You can choose up to 15 win lines (lines, for short) to place bets on and the amount you want to bet per line. For spinning the reels, you can use the Spin, the Bet Max buttons. When you use the Bet Max button, you override your current selection of lines and bet, and your bet is placed with the maximum of credits and lines available in the game.

Wonders of the Ancient World Video Slot game is enhanced with a Wild symbol, a Scatter symbol, and a Bonus symbol. The Scatter symbol will award you Free Spins and the Bonus symbol will trigger a Bonus Game.

How to play?

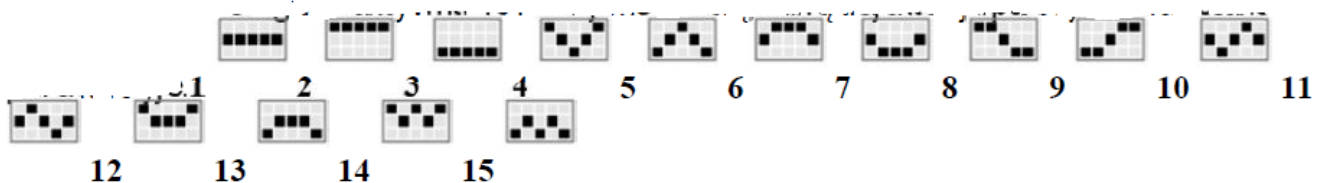
To play the game:

1. Choose your Bet by clicking on the - and + buttons next to the Bet/Line box. After selecting the maximum bet, clicking on the + button again will reset the bet amount back to the minimum. The amount of money you bet on every spin is your bet multiplied by the number of active lines chosen. This number will be displayed in the Bet box.
2. Choose the number of Lines you want to bet on by clicking on the - and + buttons next to the Lines box. The maximum amount of lines you can activate in this game is 15. After selecting the maximum number of lines available, clicking on the + button again will reset the line number back to one.
3. When you have made your selection of bet and lines, click on the Spin button to spin the reels. If the reels show a winning combination after they stop, you win according to the payout table.
4. You can also click on the Bet Max button to play the maximum of credits and lines allowed in the game. The maximum amount of lines in this game is 15. Beware that the reels will spin as soon as you click on the Bet Max button, without previous revision of the values or reconfirmation of your action.
5. If you are not sure about your winning, click on the Payout button in the game window to see the win lines and winning combinations. If you win on multiple lines, your winnings are added up and the total amount earned is displayed in the Win box.
6. If you want to play again, press Collect. Your winning amount will be added automatically to your total credits account, which is displayed on the Credits box.

Payout

Win Lines

In this game, you can activate a maximum of 15 win lines that follow the trajectories in the graphic listed below.



Winning Combination

The winning symbols must appear consecutively one after another in a given win line for the win to be granted. All wins are paid left to right except for Scatters and Bonuses, which pay in any order of appearance. Only the highest win in a win line is paid. The Payout is calculated by multiplying your bet per line by the winning combinations obtained in the spin. The amount you win shall be automatically added to the General Credit Account after you press the button "Collect". You can also choose to gamble from your winnings.

The winning combinations are listed below. 'Bet' in this payout table refers to the amount you bet per line. 'Total Bet' refers to the total amount you bet in a spin.

Wild symbol

The Lighthouse symbol is a wild card and can take the value of all other symbols, except for the Scatter and the Bonus symbols, to complete a winning combination.

When you get 2 or more Wild symbols on a win line, they will pay according to the payout table, except for cases in which the Wild symbols complete a winning combination in that win line that pays higher than the Wild symbols combination alone. In that case, only the highest win will be paid.

Free Spins

The Zeus symbol is a Scatter symbol. When you get 2 Scatter symbols on the reels, you earn double your total bet. If you get 3, 4, or 5 Scatter symbols on the reels, your total bet is multiplied according to the Payout table and you are awarded Free Spins with a 3x multiplier. Free Spins can also award you more free spins. Free Spins come in bundles of 10.

Free Spins will use the same bet per line and lines values used in the spin that triggered this feature. The Payouts are calculated by adding up all your wins during Free Spins. Bonus Game.

Bonus Game

The Colossus symbol is the Bonus symbol. When you get 3 or more Bonus symbols consecutively on an active win line, the Bonus Game is triggered.

During the Bonus Game, you will have to select 3 ships from 12 available to reveal your win. After selecting your 3 ships, you will be able to see the win hidden in all the other symbols. The

Wins from the Bonus Game are calculated by adding the values revealed in your chosen ships. Bonus wins are added to other win line wins.

Symbols	5x	4x	3x	2x
	10000 x Winning	1000 x Winning	100 x Winning	10 x Winning
	100 x Total Win + Additional Spins	25 x Total Win + Additional Spins	3 x Total Win + Additional Spins	2 x Total Win
	Additional Game	Additional Game	Additional Game	-
	1000 x Winning	200 x Winning	40 x Winning	5 x Winning
	500 x Winning	100 x Winning	30 x Winning	3 x Winning
	300 x Winning	75 x Winning	20 x Winning	2 x Winning
	200 x Winning	50 x Winning	15 x Winning	-
	200 x Winning	50 x Winning	15 x Winning	-
	200 x Winning	50 x Winning	15 x Winning	-
	100 x Winning	25 x Winning	10 x Winning	-
	100 x Winning	25 x Winning	10 x Winning	-

REMOTE TABLE GAMBLING GAMES RULES

1. The Company fixes the minimum Wagered Sum for one bet and publishes it on the Company's website. In any event, the Wagered Sum can't be less than 0.05 EUR (five Euro cents). In any event, the biggest Wagered Sum in the remote table gambling game for one bet is 10.00 EUR (ten Euros). The maximum sum, which could be won in the remote table gambling game, is 25 000.00 EUR (twenty-five thousand Euros).
2. The remote table gambling games rules:
 - 2.1. A game "European Roulette"

Help – Roulette is a popular casino game in which you play against the House represented by the croupier (also called the dealer) who spins the roulette wheel and handles the bets and payouts. In the European roulette version, the wheel has 37 slots representing 36 numbers and one zero. In the American version, most roulette wheels have two sets of zeros, therefore 38 slots.

To win at Roulette you need to predict where the ball will land after each spin. You must place your bet or bets on numbers (any number including the zero) or on the outside categories on the table layout. Some players bet on many numbers to increase their chances of winning at every spin, but this way the payout is considerably reduced.

After you have placed your bets, the croupier spins the roulette wheel and launches the ball. When the ball drops on a slot, the winning is determined by those bets that are on or around the number that comes up. In addition, the bets on the outside of the layout win if the winning number is represented in any of those categories.

You have the option to bet on:

A certain number

A combination of numbers

Categories like whether the number will be red or black, or even or odd.

How to play?

1. Select your Bet size by clicking on the arrows next to the chips in the game window.
2. Place you are bet by clicking on the places on the table layout in the game window corresponding to the numbers or categories you would like to bet on. You can click several times on one same spot to raise your bet or use the Clear button to clear your choice and start over.
3. Click on Spin to start playing. The roulette wheel will spin and the number it lands on will be shown in the close up box in the upper corner of the game window. If you win, the amount you earned will be displayed in the Win box.
4. To play again with the same Bet and bet placement as in the previous round, click on the Rebet button, or click on new places to place new bets.

Bet types

Straight Up: You can bet on any number, including 0, by placing the chip on the centre of a number.

Split Bet: You can bet on two numbers by placing a chip on the line that divides the two numbers.

Street Bet: You can bet on three numbers by placing a chip on the inner left boundary line of the roulette table that is next to the corresponding row of three numbers.

Corner Bet: You can bet on four numbers by placing chips at the corner where the four numbers meet.

Four Bet: You can bet on the numbers 0, 1, 2, and 3 by placing your chip on the inner left boundary line between 0 and 1.

Line Bet You can bet on two street bets (i.e., the six different numbers in two rows of three numbers)

by placing your chip on the inner left boundary⁷⁶ line where the line dividing the two rows intersects it.

Column Bet: There are three boxes labelled "2 to 1" at the bottom of a column of numbers. You can place bets for all of these numbers by placing your chip in one of these boxes. If any of the numbers in your column is hit you get paid 2:1; 0 is a losing number.

Dozen Bet: You can bet on a group of twelve numbers by placing your chip in one of the three boxes marked "1st 12," "2nd 12," or "3rd 12." If one of your 12 numbers is hit, you are paid 2:1; 0 is a losing number.

Red/Black, Even/Odd, Low/High Bets: You can place a bet in one of the boxes on the left, long side of the table that covers half of the roulette table numbers (excluding the 0). Each box covers 18 numbers. You win even money (1 to 1) on all of these bets; 0 is a losing number.

Note: You can place bets that involve two, three, or even four numbers. For example, using the zero, you can place bets on: 1-0, 1-2-0, 2-0, 3-0, or 1-2-3-0.

Neighbours of Zero

0–2–3, 4–7, 12–15, 18–21, 19–22, 25–28, 26–29, 32–35.

Neighbours of Zero. This bet covers 16 numbers surrounding the zero on the wheel, which are also neighbours on the table, by placing split bets. Examples: 0 and 3, 32 and 35.

Orphans

6, 17, 25, 27, 34.

This is a bet on five specific numbers 27, 6, 34, 17 and 25 that are neighbours on the wheel, but far apart on the layout.

Third in the cylinder

5–8, 10–11, 13–16, 23–24, 27–30, 33–36.

This is a bet on a specific group of numbers on a section of the roulette wheel that are paired neighbours on the layout.

Orphelins

1, 6–9, 14–17, 17–20, 31–34.

This is a bet on a specific group of numbers on a section of the roulette wheel that are neighbours on the wheel, but apart on the layout.

Payout table

Chip covers - Term - Pays

1 number - Straight Up - 35 to 1

2 numbers - Split Bet - 17 to 1

3 numbers - Street Bet - 11 to 1

4 numbers - Corner Bet - 8 to 1

4 numbers - Four Bet - 8 to 1

6 numbers - Line Bet - 5 to 1

12 numbers - Dozen Bet or Column Bet - 2 to 1

18 numbers - Red/Black, Even/Odd or Low/High Bets - 1 to 1

Single Zero Roulette Wheel

Numbers sequence in clockwise fashion

0, 32, 15, 19, 4, 21, 2, 25, 17, 34, 6, 27, 13, 36, 11, 30, 8, 23, 10, 5, 24, 16, 33, 1, 20, 14, 31, 9, 22, 18, 29, 7, 28, 12, 35, 3, 26

Colours

Red: 1, 3, 5, 7, 9, 12, 14, 16, 18, 19, 21, 23, 25, 27, 30, 32, 34, 36

Black: 2, 4, 6, 8, 10, 11, 13, 15, 17, 20, 22, 24, 26, 28, 29, 31, 33, 35

Green: 0

European Roulette Table Layout

